

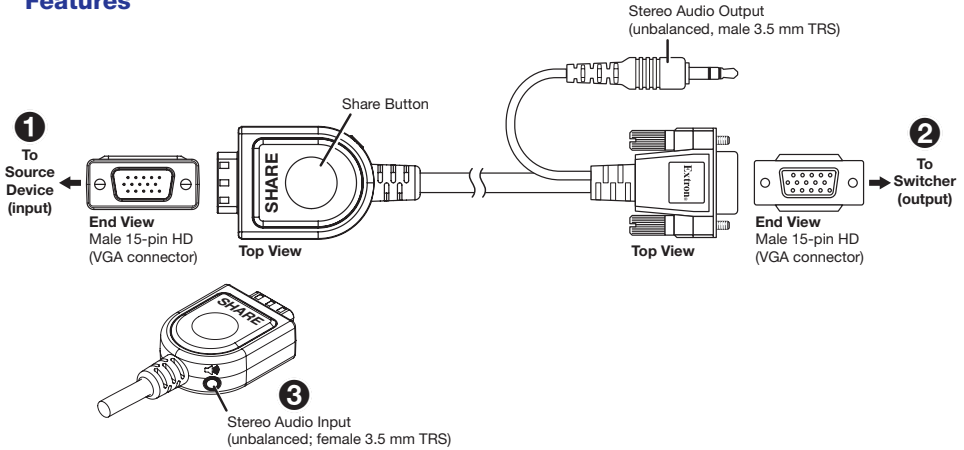
IMPORTANT:
Go to www.extron.com for the complete user guide, installation instructions, and specifications.

VGA Show Me Cable • Setup Guide

The Extron VGA Show Me Cable is an accessory for Extron VSW 2VGA A Series and SW VGA Ars Series switchers. It provides video and audio signal pass-through connection and a Share button for remote input selection. This guide provides instructions to set up and operate the VGA Show Me Cable.

Features, Installation, and Operation

Features



Installation

1. Connect the input end of the VGA Show Me Cable to the output of the laptop or source device.
2. Connect the output end of the VGA Show Me Cable to an Extron VSW 2VGA A switcher (input 1 only) or an Extron SW VGA Ars Series switcher.
3. If desired, use an optional Extron mini audio cable (part number 26-571-01) to connect the audio output of the source device to the audio input on the VGA Show Me Cable.

Operation

Input selection (Share) button — Pressing this button creates a momentary contact closure to short pin 5 of the 15-pin HD connector to ground. This triggers the connected, compatible Extron switcher to select the device connected to the VGA Show Me Cable as the active input. Signals on all pins other than pin 5 are passed through.

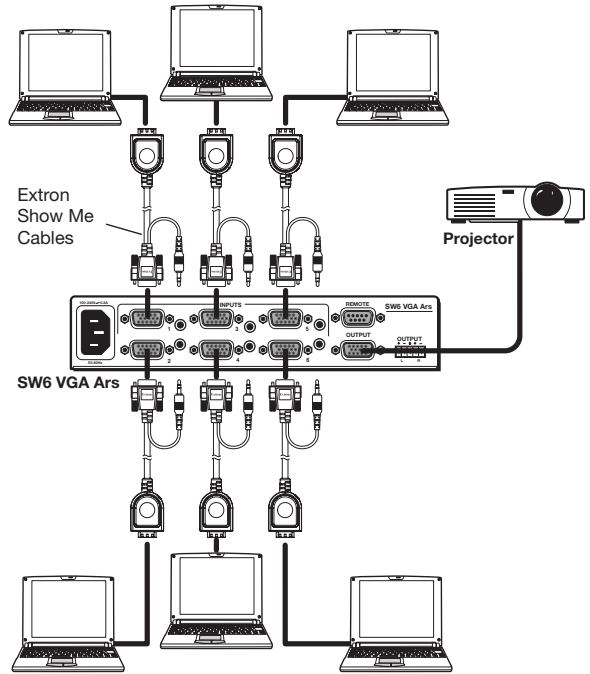
NOTES:

- **Make sure the switcher is configured for use with the VGA Show Me Cable or the VSW I AAP**, which is similar to the Show Me cable. See the switcher user guide for configuration details.
- The Extron EDID 101V EDID Emulator is not compatible with this cable because the Show Me cable pin 5 signal is not passed through the EDID 101V.

VGA Show Me Cable • Setup Guide (Continued)

Application with SW VGA Ars Series Switchers

See the *SW VGA Ars Series User Guide* for switcher configuration. EDID data is routed to the display from input 1 only. All other inputs on the switcher do not support EDID.

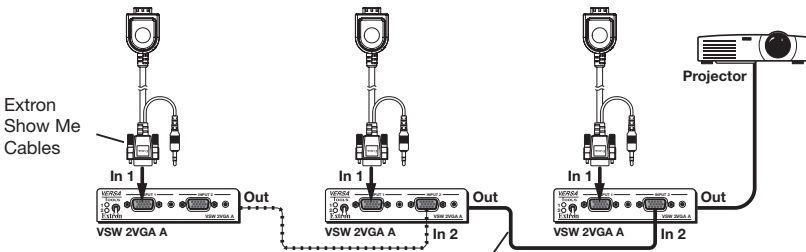


Application with Loop Daisy-chained VSW 2VGA A Series Switchers

See the *VSW 2VGA A Switcher User Guide* for configuration details.

NOTES:

- Plug the Show Me Cable only into input 1 on the VSW 2VGA A. Input 2 does not detect the Show Me Cable.
- EDID signals from each source are supported in this configuration.



Extron VGA with Audio Cable Assemblies

68-2214-50
Rev. E 05 17

Extron Headquarters +1.800.633.9876 (Inside USA/Canada Only)	Extron Asia +65.6383.4400	Extron China +86.21.3760.1568	Extron Australia +61.8.8113.6800
Extron Europe +31.33.453.4040	Extron Japan +81.3.3511.7655	Extron Middle East +971.4.299.1800	Extron India +91.80.3055.3777