



Plenum Rated
Version Available

MHR-2 Two Conductor Mini High Resolution S-Video Cable



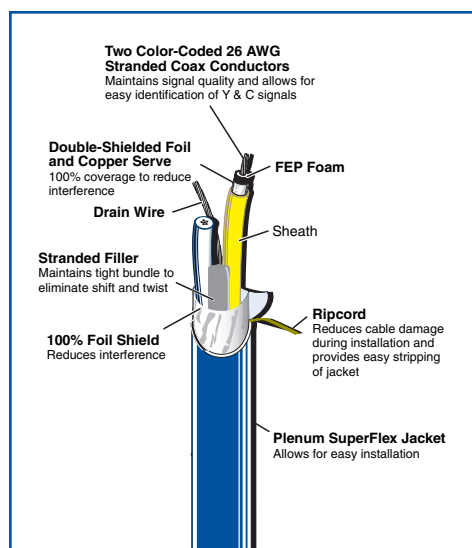
MHR-2 Cable



MHR-2P Plenum Cable

DESCRIPTION

The Extron **MHR-2** Cable passes Luminance (Y) and Chrominance (C) information on mini high resolution coaxial cables. This cable maintains signal integrity, even over long cable runs between sources and destinations. The S-video cable comprises two, 26 AWG, 75 ohm conductors, each individually shielded and encased in a sheath to reduce interference. It is also available in a reflex blue plenum jacket.



Two Conductor Mini High Resolution S-Video Cable Plenum

MODEL	VERSION	PART NUMBER
Non-Plenum		
MHR-2/250	250' (76.2 m) spool.....	22-123-02
MHR-2/500	500' (150 m) spool	22-123-03
Plenum		
MHR-2P/250	250' (76.2 m) spool.....	22-129-02
MHR-2P/500	500' (150 m) spool	22-129-03

MHR-2



MHR-2P



Two Conductor Mini High Resolution S-Video Cable Cross Sections



ACCESSORIES

MODEL	PART NUMBER
Crimp Tools	
CTU 200 — Universal BNC Crimp Tool	100-241-01
Hand Wire Stripper	100-242-01
Universal MHR Crimp Kit	100-266-01
Crimp Connectors	
MHR Crimp BNC Male, Qty. 50	100-250-01
MHR Crimp BNC Female, Qty. 50	100-253-01
Strain Reliefs	
MHR BNC Strain Reliefs Yellow, Qty. 50	70-089-04
MHR BNC Strain Reliefs White, Qty. 50	70-089-06
Heat Shrink	
MHR Heat Shrink Yellow 12" (30 cm).....	39-013-03
MHR Heat Shrink Black 12" (30 cm).....	39-018-03
MHR Ferrite Bead Heat Shrink Black 12" (30 cm).....	39-017-03

For Bulk Pins, Ferrules, Sleeves and Bodies, see page 24.

MODEL	PART NUMBER
Compression Tools	
CTU 100 — Universal Compression Tool	100-181-01
Coax Prep Tool (MHR, RG59, RG6).....	100-183-01
Coax Prep Tool Replacement Blades.....	100-184-01
Universal MHR Compression Kit.....	60-538-01
Compression Connectors	
MHR Compression BNC-Nickel Male, Qty. 50	100-186-01
MHR Compression BNC-Gold Male, Qty. 50	100-186-02
MHR Compression RCA-Nickel Male, Qty. 50	100-302-01
MHR Compression RCA-Gold Male, Qty. 50	100-302-02
Miscellaneous	
BNCF-BNCF PM/10 — BNC F-BNC F Panel Mount, Qty. 10	100-228-01
BNCF-SDC PM/50 — BNC F-Solder Cup Panel Mount, Qty. 50	100-076-51
Ferrite Bead for MHR, Qty. 10	100-077-51

Specifications – MHR-2 Cable

Description Part No. (length) Model	UL NEC/ C(UL) CEC UL AWM Temp.	No. of Cond.	Standard Lengths		Shipping Weights		Conductor (stranding) Diameter Nom. DCR	Nominal Core OD		Shielding Materials (% coverage) Nom. DCR	Nominal OD		Nom. Imp. (ohms)	Nom. Vel. of Prop.	Nominal Capacitance		Nominal Attenuation		
			Ft.	m	Lbs.	kg		Inch	mm		Inch	mm			pF/ft	pF/m	MHz	dB/ 100 ft	dB/ 100 m
(2) 26 AWG Miniature Coax • Aluminum Foil (100%) + Tinned Copper Serve Shield																			
Nonplenum Cable • Gas-injected Foamed Polyolefin Insulation • PVC Inner Jackets • Matte Black PVC Outer Jacket																			
22-123-02 (250') 22-123-03 (500') MHR-2 	NEC CM UL 1581 75 °C	2 coax	250	76.2	16	7.2	26 AWG (7/34) 0.019" 0.48 mm, Tinned Cu 41 ohms/ 1k ft, 135 ohms/ 1 km	0.071	1.80	Alum. Foil (100%) Tinned Cu Serve (95%) 12.2 ohms/ 1k ft, 40.0 ohms/ 1 km	Single:	75	81%	16.7	54.8	1	-0.5	-1.7	
			0.104 2.64	5	-1.2	-3.9													
			yellow, white	10	-1.7	-5.5													
			Overall:	20	-2.4	-7.8													
			0.248 6.20	50	-3.8	-12.3													
			gray	71	-4.5	-14.8													
				100	-5.4	-17.6													
				135	-6.3	-20.6													
				180	-7.3	-23.9													
				200	-7.7	-25.4													
				270	-9.1	-29.9													
				400	-11.5	-37.3													
				750	-16.4	-53.8													
	1000	-19.5	-64.0																
	3000	-43.6	-143.0																
Sweep tested 5 MHz to 850 MHz. Guaranteed return loss: -20 dB max.																			
Plenum Cable • Gas-injected Foamed FEP Insulation • FEP Inner Jackets • Blue Fire-resistant PVC Outer Jacket																			
22-129-02 (250') 22-129-03 (500') MHR-2P 	NEC CMP UL 910 75 °C	2 coax	250	76.2	17	7.7	26 AWG (7/34) 0.019" 0.48 mm, Tinned Cu 41 ohms/ 1k ft, 135 ohms/ 1 km	0.072	1.83	Alum. Foil (100%) Tinned Cu Serve (95%) 12.2 ohms/ 1k ft, 40.0 ohms/ 1 km	Single:	75	83%	16.7	54.8	1	-0.5	-1.5	
			0.100 2.54	5	-1.1	-3.7													
			yellow, white	10	-1.6	-5.4													
			Overall:	20	-2.3	-7.5													
			0.231 5.87	50	-3.6	-11.8													
			blue	71	-4.3	-14.1													
				100	-5.1	-16.8													
				135	-6.0	-19.7													
				180	-7.0	-23.0													
				200	-7.4	-24.3													
				270	-8.8	-28.8													
				400	-11.8	-38.7													
				750	-17.6	-57.8													
	1000	-21.4	-70.1																
	3000	-51.2	-168.0																
Sweep tested 5 MHz to 850 MHz. Guaranteed return loss: -20 dB max.																			

NOTE: Specifications are subject to change without notice.

BULK CABLES

MHR-5 Five Conductor Mini High Resolution Cable

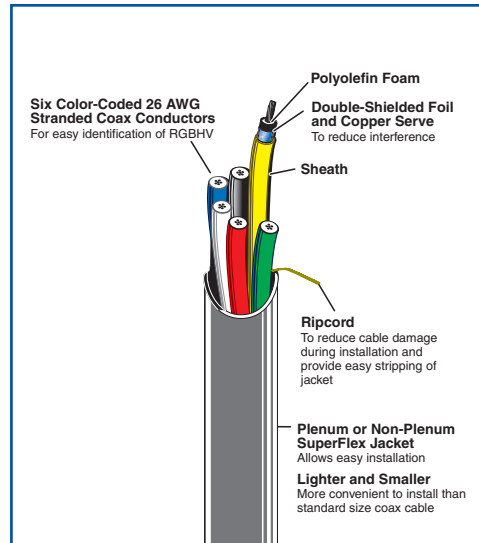
MHR-6 Six Conductor Mini High Resolution Cable



MHR-5 Cable



MHR-5P Plenum Cable



Six Conductor Mini High Resolution Cable

MHR-5

MHR-6



MHR Cable Cross Sections

DESCRIPTION

Extron **MHR-5** and **MHR-6** Cables utilize miniature high resolution coax cable. This cable is lighter, smaller in diameter, and more convenient to install than standard coaxial cable, yet still offers excellent video performance for carrying high resolution signals.

MHR-5 and MHR-6 Cables are ideal for applications using RGB signals, such as routing computer-video signals via interfaces, switchers, or distribution amplifiers to projectors or monitors. These cables are easier to pull than multiple, single MHR cables. The MHR-5 Cable (plenum or non-plenum) carries red, green, blue, and separate horizontal and vertical sync on five conductors. The MHR-6 Cable (plenum or non-plenum) comprises six conductors for RGBHV and composite video signal distribution. Each conductor is a 26 AWG, 75 ohm, coaxial conductor, color-coded, and wrapped in a single jacket.

MODEL	VERSION	PART NUMBER
Non-Plenum		
MHR-5/500	Five Conductor 500' (150 m) spool.....	22-020-02
MHR-5/1000	Five Conductor 1,000' (300 m) spool.....	22-020-03
MHR-6/500	Six Conductor 500' (150 m) spool.....	22-128-02
MHR-6/1000	Six Conductor 1,000' (300 m) spool.....	22-128-03

MODEL	VERSION	PART NUMBER
Plenum		
MHR-5P/500	Five Conductor 500' (150 m) spool.....	22-103-02
MHR-5P/1000	Five Conductor 1,000' (300 m) spool.....	22-103-03
MHR-6P/500	Six Conductor 500' (150 m) spool.....	22-130-02
MHR-6P/1000	Six Conductor 1,000' (300 m) spool.....	22-130-03

Note: For BNC MHR cable assemblies, see page 58.


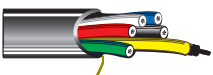


ACCESSORIES

MODEL	PART NUMBER
Crimp Tools	
CTU 200 — Universal BNC Crimp Tool.....	100-241-01
Hand Wire Stripper	100-242-01
Universal MHR Crimp Kit.....	100-266-01
Crimp Connectors	
MHR Crimp BNC Male, Qty. 50.....	100-250-01
MHR Crimp BNC Female, Qty. 50.....	100-253-01
Strain Reliefs	
MHR BNC Strain Reliefs Red, Qty. 50.....	70-089-01
MHR BNC Strain Reliefs Green, Qty. 50.....	70-089-02
MHR BNC Strain Reliefs Blue, Qty. 50.....	70-089-03
MHR BNC Strain Reliefs Yellow, Qty. 50.....	70-089-04
MHR BNC Strain Reliefs Black, Qty. 50.....	70-089-05
MHR BNC Strain Reliefs White, Qty. 50.....	70-089-06
MHR BNC Strain Reliefs Assorted, Qty. 50.....	70-089-07

MODEL	PART NUMBER
Compression Tools	
CTU 100 — Universal Compression Tool	100-181-01
Coax Prep Tool (MHR, RG59, RG6).....	100-183-01
Coax Prep Tool Replacement Blades.....	100-184-01
Universal MHR Compression Kit.....	60-538-01
Compression Connectors	
MHR Compression BNC-Nickel Male, Qty. 50.....	100-186-01
MHR Compression BNC-Gold Male, Qty. 50.....	100-186-02
MHR Compression RCA-Nickel Male, Qty. 50.....	100-302-01
MHR Compression RCA-Gold Male, Qty. 50.....	100-302-02
Miscellaneous	
BNCF-BNCF PM/10 — BNC F-BNC F Panel Mount, Qty. 10.....	100-228-01
BNCF-SDC PM/50 — BNC F-Solder Cup Panel Mount, Qty. 50.....	100-076-51
Ferrite Bead for MHR, Qty. 10.....	100-077-51
MHR Ferrite Bead Heat Shrink Black 12" (30 cm).....	39-017-03

For Bulk Pins, Ferrules, Sleeves and Bodies, see page 24.

Specifications – MHR Cable


Description Part No. (length) Model	UL NEC/ C(UL) CEC UL AWM Temp.	No. of Cond.	Standard Lengths		Shipping Weights		Conductor (stranding) Diameter Nom. DCR	Nominal Core OD		Shielding Materials (% coverage) Nom. DCR	Nominal OD		Nom. Imp. (ohms)	Nom. Vel. of Prop.	Nominal Capacitance		Nominal Attenuation		
			Ft.	m	Lbs.	kg		Inch	mm		Inch	mm			pF/ft	pF/m	MHz	dB/ 100 ft	dB/ 100 m
(5 or 6) 26 AWG Miniature Coax • Aluminum Foil (100%) + Tinned Copper Serve Shield																			
Nonplenum Cable • Gas-injected Foamed Polyolefin Insulation • PVC Inner Jackets • Gray PVC Outer Jacket																			
22-020-02 (500') 22-020-03 (1000') MHR-5 	NEC CL2 UL 1581 CSA FT4 AWM 2990 VW-1 75 °C	5 coax	500	152.4	36	16.3	26 AWG (7/34) 0.019" 0.48 mm, Tinned Cu 41 ohms/ 1k ft, 135 ohms 1 km	0.071	1.80	Alum. Foil (100%) Tinned Cu Serve (95%) 12.2 ohms/ 1k ft, 40.0 ohms/ 1 km	Single: 0.107 2.72 red, green, blue, black, yellow Overall: 0.361 9.17 gray	75	81%	16.7	54.8	1	-0.5	-1.7	
			1000	304.8	75	34.0										5	-1.2	-3.9	
22-128-02 (500') 22-128-03 (1000') MHR-6 	NEC CL2 UL 1581 CSA FT4 AWM 2990 VW-1 75 °C	6 coax	500	152.4	40	18.0	Same as above	0.071	1.80	Same as above.	Single: 0.107 2.72 red, green, blue, black, yellow, white Overall: 0.387 9.83 gray	75	81%	16.7	54.8	1	-0.5	-1.7	
			1000	304.8	78	35.4										5	-1.2	-3.9	
Plenum Cable • Gas-injected Foamed FEP Insulation • FEP Inner Jackets • Blue Fire-resistant PVC Outer Jacket																			
22-103-02 (500') 22-103-03 (1000') MHR-5P 	NEC CL2P C(ETL) CMP UL 910 75 °C	5 coax	500	152.4	37	16.8	26 AWG (7/34) 0.019" 0.48 mm, Tinned Cu 41 ohms/ 1k ft, 135 ohms 1 km	0.072	1.83	Alum. Foil (100%) Tinned Cu Serve (95%) 12.2 ohms/ 1k ft, 40.0 ohms/ 1 km	Single: 0.100 2.54 red, green, blue, black, yellow Overall: 0.304 7.72 blue	75	83%	16.7	54.8	1	-0.5	-1.5	
			1000	304.8	72	32.7										5	-1.1	-3.7	
Plenum Cable • Gas-injected Foamed FEP Insulation • FEP Inner Jackets • Blue Fluorocopolymer Outer Jacket																			
22-130-02 (500') 22-130-03 (1000') MHR-6P 	NEC CL2P C(ETL) CMP UL 910 75 °C	6 coax	500	152.4	42	19.0	26 AWG (7/34) 0.019" 0.48 mm, Tinned Cu 41 ohms/ 1k ft, 135 ohms/ 1 km	0.072	1.83	Alum. Foil (100%) Tinned Cu Serve (95%) 12.2 ohms/ 1k ft, 40.0 ohms/ 1 km	Single: 0.100 2.54 red, green, blue, black, yellow, white Overall: 0.333 8.46 blue	75	83%	16.7	54.8	1	-0.5	-1.5	
			1000	304.8	80	36.3										5	-1.1	-3.7	

NOTE: Specifications are subject to change without notice.

BULK CABLES



MHR-5STP-2 Five Conductor MHR and Two 22 AWG Shielded Twisted Pairs Cable



MHR-5STP-2 Cable

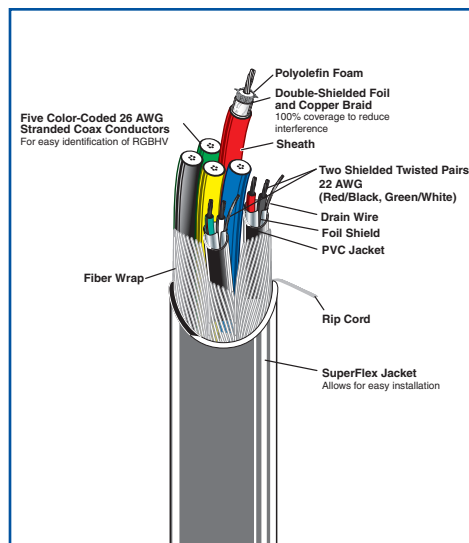
MHR-5STP-2P Plenum Cable

BULK CABLES

DESCRIPTION

The Extron **MHR-5STP-2** Cable features five miniature high resolution coax cables and two shielded twisted pair cables conveniently combined into one integration-friendly jacket. MHR-5STP-2 Cable is smaller in diameter than standard coax cable, yet flexible, so it is easier and less time consuming to pull than multiple single MHR and audio/control cables. This cable offers excellent performance for carrying high resolution video and audio/control signals.

MHR-5STP-2 Cable is ideal for applications requiring RGB signals plus 2-channel stereo audio or mono audio plus control signals. The MHR-5STP-2 Cable carries red, green, blue, and separate horizontal and vertical sync on five 26 AWG, 75 ohm, coaxial, color-coded conductors that are combined in a single jacket with two color-coded 22 AWG shielded twisted pairs.



Five Conductor Mini High Resolution and Two 22 AWF shielded Twisted Pairs Cable



MHR-5STP-2 Cable Cross Section

MODEL	VERSION	PART NUMBER
Non-Plenum		
MHR-5STP-2/500	500' (150 m) spool.....	22-175-02
MHR-5STP-2/1000	1,000' (300 m) spool.....	22-175-03
Plenum		
MHR-5STP-2P/500	500' (150 m) spool.....	22-181-02
MHR-5STP-2P/1000	1,000' (300 m) spool.....	22-181-03

ACCESSORIES

MODEL	PART NUMBER
Crimp Tools	
CTU 200 — Universal BNC Crimp Tool.....	100-241-01
Hand Wire Stripper	100-242-01
Universal MHR Crimp Kit.....	100-266-01
Crimp Connectors	
MHR Crimp BNC Male, Qty. 50.....	100-250-01
MHR Crimp BNC Female, Qty. 50.....	100-253-01
Strain Reliefs	
MHR BNC Strain Reliefs Red, Qty. 50.....	70-089-01
MHR BNC Strain Reliefs Green, Qty. 50.....	70-089-02
MHR BNC Strain Reliefs Blue, Qty. 50.....	70-089-03
MHR BNC Strain Reliefs Yellow, Qty. 50.....	70-089-04
MHR BNC Strain Reliefs Black, Qty. 50.....	70-089-05
MHR BNC Strain Reliefs White, Qty. 50.....	70-089-06
MHR BNC Strain Reliefs Assorted, Qty. 50.....	70-089-07

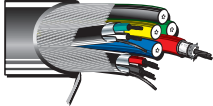

MODEL	PART NUMBER
Compression Tools	
CTU 100 — Universal Compression Tool.....	100-181-01
Coax Prep Tool (MHR, RG59, RG6).....	100-183-01
Coax Prep Tool Replacement Blades.....	100-184-01
Universal MHR Compression Kit.....	60-538-01
Compression Connectors	
MHR Compression BNC-Nickel Male, Qty. 50.....	100-186-01
MHR Compression BNC-Gold Male, Qty. 50.....	100-186-02
MHR Compression RCA-Nickel Male, Qty. 50.....	100-302-01
MHR Compression RCA-Gold Male, Qty. 50.....	100-302-02
Miscellaneous	
BNCF-BNCF PM/10 — BNC F-BNC F Panel Mount, Qty. 10.....	100-228-01
BNCF-SDC PM/50 — BNC F-Solder Cup Panel Mount, Qty. 50.....	100-076-51
Ferrite Bead for MHR, Qty. 10.....	100-077-51
MHR Ferrite Bead Heat Shrink Black 12" (30 cm).....	39-017-03

For Bulk Pins, Ferrules, Sleeves and Bodies, see page 24.

MHR-5STP-2 (continued)



Specifications — MHR-5STP-2 Cable

Description Part No. (length) Model	UL NEC/ C(UL) CEC UL AWM Temp.	No. of Cond.	Standard Lengths		Shipping Weights		Conductor (stranding) Diameter Nom. DCR	Nominal Core OD		Shielding Materials (% coverage) Nom. DCR	Nominal OD		Nom. Imp. (ohms)	Nom. Vel. of Prop.	Nominal Capacitance		Nominal Attenuation			
			Ft.	m	Lbs.	kg		Inch	mm		Inch	mm			pF/ft	pF/m	MHz	dB/ 100 ft	dB/ 100 m	
Composite: (5) 26 AWG Miniature Coax • (2) 22 AWG Shielded Twisted Pairs • Coax Shielding: Aluminum Foil (100%) + Tinned Copper Serve																				
Nonplenum Cable • Gas-injected Foamed Polyolefin Insulation • PVC Inner Jackets • Gray PVC Outer Jacket																				
22-175-02 (500') 22-175-03 (1000') MHR-5STP-2 	NEC CL2 UL 1581 CSA FT-4 60 °C	5 coax	500	152.4	42	19.1	26 AWG (7/34) 0.019" 0.48 mm, Tinned Cu 41 ohms/ 1k ft, 135 ohms 1 km	0.071	1.80	Alum. Foil (100%) Tinned Cu Serve (95%) 12.2 ohms/ 1k ft, 40.0 ohms/ 1 km	Single: 0.107 2.72 red, green, blue, black, yellow	75	81%	16.7	54.8	1	-0.5	-1.7		
		1000	304.8	83	37.6											5	-1.2	-3.9		
																	10	-1.7	-5.5	
															20	-2.4	-7.8			
															50	-3.8	-12.3			
															71	-4.5	-14.8			
															100	-5.4	-17.6			
															135	-6.3	-20.6			
															180	-7.3	-23.9			
															200	-7.7	-25.4			
															270	-9.1	-29.9			
															400	-11.5	-37.3			
															750	-16.4	-53.8			
															1000	-19.5	-64.0			
															3000	-43.6	-143.0			
															Sweep tested 5 MHz to 850 MHz. Guaranteed return loss: -20 dB max.					
		2 shielded twisted pairs					22 AWG (7/30) 0.030" 0.76 mm, Tinned Cu 17 ohms/ 1k ft, 56 ohms 1 km			Alum. Foil (100%) 17 ohms/ 1k ft, 56 ohms/ 1 km	Single: 0.046 1.2 red and black, green and white		66%	35	115	conductor- conductor				
															62	203	conductor- conductor, connected to shield			
		Overall cable									Overall: 0.400 10.2 gray									
Plenum Cable • Gas-injected Foamed FEP Insulation • Flame-retardant PVC Inner Jackets • Blue Flame-retardant PVC Outer Jacket																				
22-181-02 (500') 22-181-03 (1000') MHR-5STP-2P 	NEC CL2P UL 910 CSA FT-6 60 °C	5 coax	500	152.4	38	17.2	26 AWG (7/30) 0.019" 0.48 mm, Tinned Cu 41 ohms/ 1k ft, 135 ohms 1 km	0.074	1.88	Alum. in Polyester Tape (100%) Tinned Cu Serve (95%) 12.2 ohms/ 1k ft, 40.0 ohms/ 1 km	Single: 0.104 2.64 red, green, blue, black, yellow	75	81%	16.7	54.8	1	-0.5	-1.7		
		1000	304.8	75	34.0											5	-1.2	-3.9		
																10	-1.7	-5.5		
															20	-2.4	-7.8			
															50	-3.8	-12.3			
															71	-4.5	-14.8			
															100	-5.4	-17.6			
															135	-6.3	-20.6			
															180	-7.3	-23.9			
															200	-7.7	-25.4			
															270	-9.1	-29.9			
															400	-11.5	-37.3			
															750	-16.4	-53.8			
															1000	-19.5	-64.0			
															3000	-43.6	-143.0			
															Sweep tested 5 MHz to 850 MHz. Guaranteed return loss: -20 dB max.					
		2 shielded twisted pairs					22 AWG (7/30) 0.030" 0.76 mm, Tinned Cu 17 ohms/ 1k ft, 56 ohms 1 km			Alum. in Polyester Foil (100%) 17 ohms/ 1k ft, 56 ohms/ 1 km	Single: 0.046 1.2 red and black, green and white with gray fluorocopolymer jacket for each pair		66%	35	115	conductor- conductor				
															62	203	conductor- conductor, connected to shield			
		Overall cable									Overall: 0.350 8.9 blue									

NOTE: Specifications are subject to change without notice.

BULK CABLES

MHRHF-5 Five Conductor Mini High Resolution Halogen-Free Cable

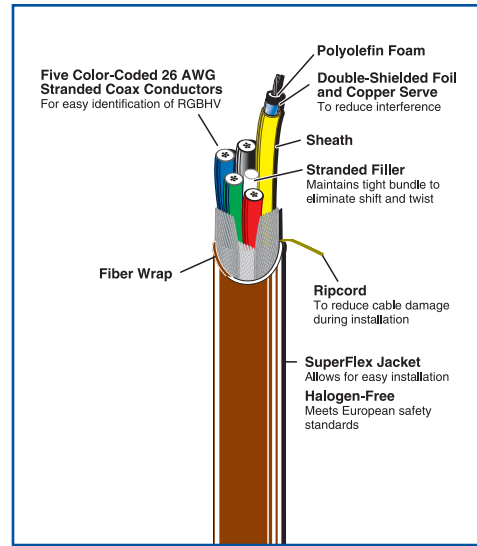


MHRHF-5 Cable

DESCRIPTION

The Extron **MHRHF-5** Cable is a five conductor coax cable wrapped in a halogen-free jacket. The MHRHF-5 Cable is a LSFOH (Low Smoke & Fumes Zero Halogen) cable that passes the IEC 332-3 flame test, the IEC 61034 smoke test, and the IEC 754-1 corrosivity test, so it is ideal for meeting specific European safety code requirements. Applications for this cable include underground tunnel construction and railway environments where a primary concern is the introduction of contaminants into the air in the event of a fire.

The halogen-free polyolefin cable uses miniature high resolution coax cable. This cable is lighter, smaller in diameter, and more convenient to install than standard coaxial cable yet still offers excellent video performance for carrying high resolution signals. Its five conductors make the halogen-free cable perfect for distributing RGB video signals that include separate horizontal and vertical sync, such as routing computer-video signals via interfaces, switchers, or distribution amplifiers to projectors or monitors. Due to the consolidation of five coaxial conductors, this cable is easier to pull than multiple, single MHR cables. Each 26 AWG, 75 ohm, coaxial conductor is color-coded and wrapped in a single jacket.



Five Conductor Mini High Resolution Halogen-Free Cable



MHRHF-5 Cable Cross Section

BULK CABLES

MODEL	VERSION	PART NUMBER
MHRHF-5/150	150 meter spool.....	22-126-02
MHRHF-5/300	300 meter spool.....	22-126-03

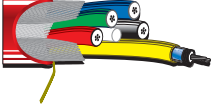
ACCESSORIES

MODEL	PART NUMBER
Crimp Tools	
CTU 200 — Universal BNC Crimp Tool.....	100-241-01
Hand Wire Stripper	100-242-01
Universal MHR Crimp Kit.....	100-266-01
Crimp Connectors	
MHR Crimp BNC Male, Qty. 50.....	100-250-01
MHR Crimp BNC Female, Qty. 50.....	100-253-01
Strain Reliefs	
MHR BNC Strain Reliefs Red, Qty. 50.....	70-089-01
MHR BNC Strain Reliefs Green, Qty. 50.....	70-089-02
MHR BNC Strain Reliefs Blue, Qty. 50.....	70-089-03
MHR BNC Strain Reliefs Yellow, Qty. 50.....	70-089-04
MHR BNC Strain Reliefs Black, Qty. 50.....	70-089-05
MHR BNC Strain Reliefs White, Qty. 50.....	70-089-06
MHR BNC Strain Reliefs Assorted, Qty. 50.....	70-089-07

For Bulk Pins, Ferrules, Sleeves and Bodies, see page 24.

MODEL	PART NUMBER
Compression Tools	
CTU 100 — Universal Compression Tool.....	100-181-01
Coax Prep Tool (MHR, RG59, RG6).....	100-183-01
Coax Prep Tool Replacement Blades.....	100-184-01
Universal MHR Compression Kit.....	60-538-01
Compression Connectors	
MHR Compression BNC-Nickel Male, Qty. 50.....	100-186-01
MHR Compression BNC-Gold Male, Qty. 50.....	100-186-02
MHR Compression RCA-Nickel Male, Qty. 50.....	100-302-01
MHR Compression RCA-Gold Male, Qty. 50.....	100-302-02
Miscellaneous	
BNCF-BNCF PM/10 — BNC F-BNC F Panel Mount, Qty. 10.....	100-228-01
BNCF-SDC PM/50 — BNC F-Solder Cup Panel Mount, Qty. 50.....	100-076-51
Ferrite Bead for MHR, Qty. 10.....	100-077-51
MHR Ferrite Bead Heat Shrink Black 12" (30 cm).....	39-017-03

Specifications – MHRHF-5 Cable

Description Part No. (length) Model	UL NEC/ C(UL) CEC UL AWM Temp.	No. of Cond.	Standard Lengths		Shipping Weights		Conductor (stranding) Diameter Nom. DCR	Nominal Core OD		Shielding Materials (% coverage) Nom. DCR	Nominal OD		Nom. Imp. (ohms)	Nom. Vel. of Prop.	Nominal Capacitance		Nominal Attenuation			
			Ft.	m	Lbs.	kg		Inch	mm		Inch	mm			pF/ft	pF/m	MHz	dB/ 100 ft	dB/ 100 m	
(5) 26 AWG MiniatureCoax • Aluminum Foil (100%) + Tinned Copper Serve Shield																				
Nonplenum Cable • Gas-injected Foamed Polyolefin Insulation • Halogen-Free Polyolefin Inner Jackets • Orange Halogen-Free Polyolefin Outer Jacket																				
22-126-02 (150 m) 22-126-03 (300 m) MHRHF-5 	NEC CL2 LSFOH IEC 322-3 75 °C	5 coax	492.1	150	27	12.2	26 AWG (7/34) 0.019" 0.48 mm, Tinned Cu 41 ohms/ 1k ft, 135 ohms 1 km	0.078	1.98	Alum. Foil (100%) Tinned Cu Braid (95%) 12.2 ohms/ 1k ft, 40.0 ohms/ 1 km	Single: 0.107 2.72 red, green, blue, black, yellow		75	81%	16.7	54.8	1	-0.5	-1.7	
			5	-1.2	-3.9															
			10	-1.7	-5.5															
			20	-2.4	-7.8															
			50	-3.8	-12.3															
			71	-4.5	-14.8															
			100	-5.4	-17.6															
			135	-6.3	-20.6															
			180	-7.3	-23.9															
			200	-7.7	-25.4															
			270	-9.1	-29.9															
			400	-11.5	-37.3															
			750	-16.4	-53.8															
1000	-19.5	-64.0																		
3000	-43.6	-143.0																		
Sweep tested 5 MHz to 850 MHz. Guaranteed return loss: -20 dB max.																				

NOTE: Specifications are subject to change without notice.

BULK CABLES

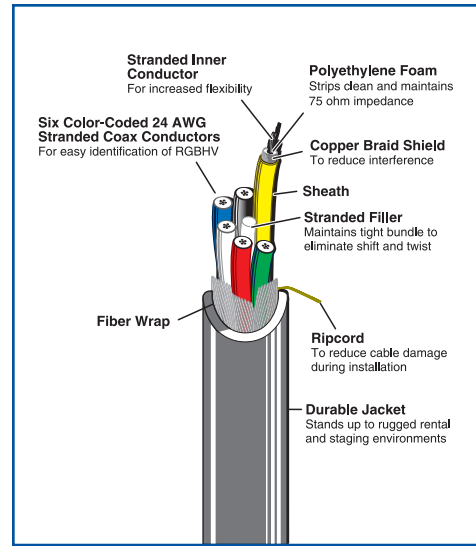
M59-3 Three Conductor Mini 59 Flex Cable
M59-5 Five Conductor Mini 59 Flex Cable
M59-6 Six Conductor Mini 59 Flex Cable



M59-6 Cable

DESCRIPTION

Combining higher performance than mini high resolution cable with more flexibility than RG59 cable, Extron **M59 Series** cables offers unique characteristics ideally suited for composite, S-video, component, HDTV, RGsB, RGBS, and RGBHV applications. These durable and ultra flexible cables provide uncompromising high resolution signal distribution and multipurpose interconnectivity solutions for a wide range of A/V environments. For permanent installations, M59 Series cables are well suited for use as interconnect cables with equipment racks. They are also ideal for rental and staging A/V systems and other temporary installations that require frequent cable handling. Available with three, five or six conductors, the extraordinarily smooth M59 Series cables include 24 AWG, 75 ohm, coaxial conductors double shielded with aluminum foil and tinned copper serve shield for reduced interference, superior signal distribution performance, flexibility, and durability.



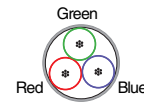
Six Conductor Mini 59 Flex Cable

BULK CABLES

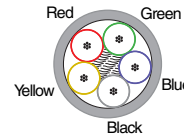
MODEL	VERSION	PART NUMBER
M59-3/500'	Three Conductor 500' (150 m) spool.....	22-185-02
M59-5/500'	Five Conductor 500' (150 m) spool.....	22-127-02
M59-6/500'	Six Conductor 500' (150 m) spool.....	22-133-02

Note: For M59 Flex cables, see page 59.

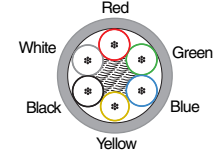
M59-3



M59-5



M59-6



Mini 59 Flex Cable Cross Sections




ACCESSORIES

MODEL	PART NUMBER
Crimp Tools	
CTU 200 — Universal BNC Crimp Tool.....	100-241-01
Hand Wire Stripper 100-242-01.....	100-242-01
Universal M59 Crimp Kit.....	100-269-01
Crimp Connector	
M59 Crimp BNC Male, Qty. 50.....	100-263-01
M59 Crimp BNC Male, Qty. 500.....	100-263-02
Strain Reliefs	
M59 BNC Strain Reliefs Red, Qty. 50.....	70-119-01
M59 BNC Strain Reliefs Green, Qty. 50.....	70-119-02
M59 BNC Strain Reliefs Blue, Qty. 50.....	70-119-03
M59 BNC Strain Reliefs Yellow, Qty. 50.....	70-119-04
M59 BNC Strain Reliefs Black, Qty. 50.....	70-119-05
M59 BNC Strain Reliefs White, Qty. 50.....	70-119-06
SM59 BNC Strain Reliefs Assorted, Qty. 50.....	70-119-07

For Bulk Pins, Ferrules, Sleeves and Bodies, see page 24.

MODEL	PART NUMBER
Compression Tools	
CTU 100 — Universal Compression Tool.....	100-181-01
Compression Connectors	
M59 Compression BNC-Nickel Male, Qty. 50.....	100-187-01
M59 Compression BNC-Gold Male, Qty. 50.....	100-187-02
M59 Compression RCA-Nickel Male, Qty. 50.....	100-303-01
M59 Compression RCA-Gold Male, Qty. 50.....	100-303-02
Heat Shrink	
M59/RG59/RG6 Heat Shrink Red 12" (30 cm).....	39-024-03
M59/RG59/RG6 Heat Shrink Green 12" (30 cm).....	39-025-03
M59/RG59/RG6 Heat Shrink Blue 12" (30 cm).....	39-026-03
M59/RG59/RG6 Heat Shrink Yellow 12" (30 cm).....	39-027-03
M59/RG59/RG6 Heat Shrink Black 12" (30 cm).....	39-003-03
Miscellaneous	
BNC-F-BNC F Panel Mount, Qty. 10.....	100-228-01
BNC-F-SDC PM/50 — BNC F-Solder Cup Panel Mount, Qty. 50.....	100-076-51

Specifications – M59 Cable

Description Part No. (length) Model	UL NEC/ C(UL) CEC UL AWM	No. of Cond.	Standard Lengths		Shipping Weights		Conductor (stranding) Diameter Nom. DCR	Nominal Core OD		Shielding Materials (% coverage) Nom. DCR	Nominal OD		Nom. Imp. (ohms)	Nom. Vel. of Prop.	Nominal Capacitance		Nominal Attenuation		
			Ft.	m	Lbs.	kg		Inch	mm		Inch	mm			pF/ft	pF/m	MHz	dB/ 100 ft	dB/ 100 m
(3, 5, or 6) 24 AWG Coax • Aluminum Foil (100%) + Tinned Copper Serve Shield																			
Nonplenum Cable • Gas-injected Foamed Polyethylene Insulation • PVC Inner Jackets • Gray PVC Outer Jacket																			
22-185-02 (500') M59-3 	NEC CL2 UL-1581 CSA FT4	3 coax	500	152.4	56	25.4	24 AWG (7/32) 0.024" 0.61 mm Tinned Cu 26 ohms/ 1k ft, 135 ohms/ 1 km	0.110	2.79	Tinned Cu Braid (95%) 6.9 ohms/ 1k ft, 22.6 ohms/ 1 km	Single: 0.162 4.11 red, green, blue Overall: 0.370 9.40 gray	75	83%	17.3	56.7	1	-0.4	-1.3	
																5	-0.9	-2.8	
22-127-02 (500') M59-5 	NEC CL2 UL-1581 CSA FT4	5 coax	500	152.4	93	42.2	Same as above	0.110	2.79	Same as above.	Single: 0.162 4.11 red, green, blue, black, yellow Overall: 0.536 13.61 gray	75	83%	17.3	56.7	10	-1.3	-4.0	
																30	-2.2	-6.7	
22-133-02 (500') M59-6 	NEC CL2 UL-1581 CSA FT4	6 coax	500	152.4	111	50.3	Same as above	0.110	2.79	Same as above.	Single: 0.162 4.11 red, green, blue, black, yellow, white Overall: 0.584 14.83 gray	75	83%	17.3	56.7	200	-5.8	-17.7	
																400	-8.3	-25.3	
																700	-11.2	-34.2	
																900	-12.8	-39.0	
																1000	-13.5	-41.2	
																3000	-31.0	-94.7	

NOTE: Specifications are subject to change without notice.

BULK CABLES




RG59 Single Conductor RG59 High Resolution Cable



RG59



RG59P Plenum Cable



Single Conductor RG59
High Resolution Cable – Plenum

BULK CABLES

DESCRIPTION

The Extron RG59 Cable is a single conductor coaxial cable designed for a wide range of analog A/V systems, HDTV and digital SDI applications. The RG59 Cable comprises a single, solid, bare copper, 20 AWG, 75 ohm conductor in a foamed PE dielectric wrapped in a foil shield with 100% shield coverage plus a tinned copper braid shield with 95% shield coverage.

The plenum version has a plenum-rated jacket constructed with special fire protectant agents for use in applications where National Electric Code (CMP) cable must be installed. Plenum cable can be run through open air spaces, eliminating the need for conduit and reducing installation costs.

MODEL	VERSION	PART NUMBER
Non-Plenum		
RG59/500	500' (150 m) spool.....	22-145-02
RG59/1,000	1,000' (300 m) spool.....	22-145-03
Plenum		
RG59P/500	500' (150 m) spool.....	22-146-02
RG59P/1,000	1,000' (300 m) spool.....	22-146-03

RG59



RG59-P



RG59 Cable Cross Sections

RG59/HR-1 Cable

Extron Model	Belden*	West Penn*
RG59	1505A	819
RG59P	1506A	25819

*The cross-referenced cable models are substantially similar to the Extron models but are not guaranteed to be identical.



ACCESSORIES

MODEL	PART NUMBER
Crimp Tools	
CTU 200 — Universal BNC Crimp Tool.....	100-241-01
Hand Wire Stripper 100-242-01	
Universal RG59 Crimp Kit.....	100-268-01
Crimp Connectors	
RG59 Crimp BNC Male, Qty. 50.....	100-257-01
RG59 Crimp BNC Male, Qty. 500.....	100-257-02
Heat Shrink	
M59/RG59/RG6 Heat Shrink Red 12" (30 cm).....	39-024-03
M59/RG59/RG6 Heat Shrink Green 12" (30 cm).....	39-025-03
M59/RG59/RG6 Heat Shrink Blue 12" (30 cm).....	39-026-03
M59/RG59/RG6 Heat Shrink Yellow 12" (30 cm).....	39-027-03
M59/RG59/RG6 Heat Shrink Black 12" (30 cm).....	39-003-03

For Bulk Pins, Ferrules, Sleeves and Bodies, see page 24.

MODEL	PART NUMBER
Compression Tools	
CTU 100 — Universal Compression Tool.....	100-181-01
Coax Prep Tool (MHR, RG59, RG6).....	100-183-01
Coax Prep Tool Replacement Blades.....	100-184-01
Compression Connectors	
BNC Male Connectors	
RG59 Compression BNC-Nickel Male, Qty. 50.....	100-189-01
RG59P Compression BNC-Nickel Male, Qty. 50.....	100-212-01
RG59 Compression BNC-Gold Male, Qty. 50.....	100-189-02
RCA Male Connectors	
RG59 Compression RCA-Nickel Male, Qty. 50.....	100-304-01
RG59 Compression RCA-Gold Male, Qty. 50.....	100-304-02
F-type Male Connectors	
RG59 Compression F-type-Nickel Male, Qty. 50.....	100-208-01
RG59 Compression F-type-Gold Male, Qty. 50.....	100-208-02

Specifications – RG59 Cable

Description Part No. (length) Model	UL NEC/ C(UL) CEC UL AWM Temp.	No. of Cond.	Standard Lengths		Shipping Weights		Conductor (stranding) Diameter Nom. DCR	Nominal Core OD		Shielding Materials (% coverage) Nom. DCR	Nominal OD		Nom. Imp. (ohms)	Nom. Vel. of Prop.	Nominal Capacitance		Nominal Attenuation		
			Ft.	m	Lbs.	kg		Inch	mm		Inch	mm			pF/ft	pF/m	MHz	dB/ 100 ft	dB/ 100 m
(1) 20 AWG Coax • Aluminum Foil (100%) + Tinned Copper Braid Shield																			
Nonplenum Cable • Gas-injected Foamed Polyolefin Insulation • PVC Inner Jackets • Gray PVC Outer Jacket																			
22-145-02 (500') 22-145-03 (1000') RG59 	NEC CM UL 1581 CSA FT4 75 °C	1 coax	500	152.4	16	8	20 AWG (solid) 0.032" 0.81 mm, Solid Cu 10.1 ohms/ 1k ft, 33 ohms 1 km	0.145	3.68	Alum. Foil (100%) Tinned Cu Braid (95%) 3.8 ohms/ 1k ft, 12.5 ohms/ 1 km	Overall: 0.235 5.97 gray		75	83%	16.1	52.8	1	-0.3	-1.0
			5	-0.6	-1.8														
			10	-0.9	-2.9														
			20	-1.2	-3.8														
			50	-1.3	-4.1														
			71	-2.1	-6.9														
			100	-2.3	-7.5														
			135	-2.7	-8.8														
			180	-3.0	-9.1														
			200	-3.2	-9.8														
			270	-3.8	-12.5														
			400	-4.7	-15.4														
			750	-6.5	-21.3														
1000	-7.8	-25.6																	
3000	-17.2	-55.8																	
Sweep tested 5 MHz to 850 MHz. Guaranteed return loss: -20 dB max.																			
Plenum Cable • Gas-injected Foamed FEP Insulation • FEP Inner Jackets • Blue Fire-resistant PVC Outer Jacket																			
22-146-02 (500') 22-146-03 (1000') RG59P 	NEC CMP UL 910 75 °C	1 coax	500	152.4	14	7	20 AWG (solid) 0.032" 0.81 mm, Solid Cu 10.1 ohms/ 1k ft, 33 ohms 1 km	0.140	3.56	Alum. Foil (100%) Tinned Cu Braid (95%) 2.7 ohms/ 1k ft, 8.6 ohms/ 1 km	Overall: 0.204 5.18 reflex blue		75	84%	16.1	52.8	1	-0.3	-1.0
			5	-0.6	-2.0														
			10	-1.0	-3.3														
			20	-1.2	-3.9														
			50	-1.3	-4.2														
			71	-2.2	-7.2														
			100	-2.5	-8.3														
			135	-3.2	-10.5														
			180	-3.3	-10.8														
			200	-3.5	-11.4														
			270	-4.5	-14.8														
			400	-5.4	-17.5														
			750	-7.3	-23.9														
1000	-9.4	-30.8																	
3000	-19.4	-56.9																	
Sweep tested 5 MHz to 850 MHz. Guaranteed return loss: -20 dB max.																			

NOTE: Specifications are subject to change without notice.

BULK CABLES

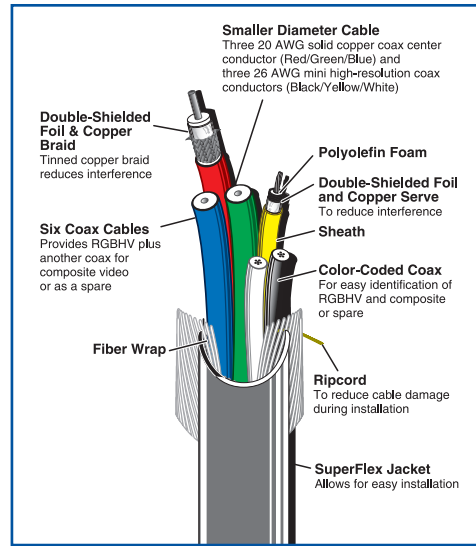
RG59-3MHR-3 Three Conductor RG59 High Resolution and Three Conductor Mini High Resolution Cable



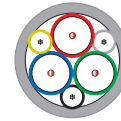
RG59-3MHR-3 Cable

DESCRIPTION

The Extron **RG59-3MHR-3** Cable offers greater performance for signals being run over long distances. The RG59-3MHR-3 Cable comprises six 75 ohm, coax conductors. Three 20 AWG conductors carry the R, G, and B, while three 26 AWG conductors carry the horizontal sync, vertical sync, and an additional signal, such as composite video. Each conductor is color-coded, shielded, and wrapped in a single flexible jacket. With its increased performance, this cable is able to handle higher resolution signals and is ideal for critical A/V applications. This cable is perfect for carrying high resolution video signals over long distances because it offers a combination of high performance, flexibility, and value.



RG59-3MHR-3 Cable



RG59-3MHR-3 Cable Cross Section

MODEL	VERSION	PART NUMBER
RG59-3MHR-3/500	500' (150 m) spool.....	22-124-02

ACCESSORIES

MODEL	PART NUMBER
Crimp Tools	
CTU 200 — Universal BNC Crimp Tool	100-241-01
Hand Wire Stripper 100-242-01	
Universal MHR Crimp Kit	100-266-01
Universal RG59 Crimp Kit	100-268-01
Crimp Connectors	
MHR Crimp BNC Male, Qty. 50	100-250-01
MHR Crimp BNC Female, Qty. 50	100-253-01
RG59 Crimp BNC Male, Qty. 50	100-257-01
RG59 Crimp BNC Male, Qty. 500	100-257-02
Strain Reliefs	
MHR BNC Strain Reliefs Red, Qty. 50	70-089-01
MHR BNC Strain Reliefs Green, Qty. 50	70-089-02
MHR BNC Strain Reliefs Blue, Qty. 50	70-089-03
MHR BNC Strain Reliefs Yellow, Qty. 50	70-089-04
MHR BNC Strain Reliefs Black, Qty. 50	70-089-05
MHR BNC Strain Reliefs White, Qty. 50	70-089-06
MHR BNC Strain Reliefs Assorted, Qty. 50	70-089-07
Heat Shrink	
M59/RG59/RG6 Heat Shrink Red 12" (30 cm)	39-024-03
M59/RG59/RG6 Heat Shrink Green 12" (30 cm)	39-025-03
M59/RG59/RG6 Heat Shrink Blue 12" (30 cm)	39-026-03
M59/RG59/RG6 Heat Shrink Yellow 12" (30 cm)	39-027-03
M59/RG59/RG6 Heat Shrink Black 12" (30 cm)	39-003-03

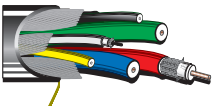
For Bulk Pins, Ferrules, Sleeves and Bodies, see page 24.

MODEL	PART NUMBER
Compression Tools	
CTU 100 — Universal Compression Tool	100-181-01
Coax Prep Tool (MHR, RG59, RG6)	100-183-01
Coax Prep Tool Replacement Blades	100-184-01
Universal MHR Compression Kit	60-538-01
Compression Connectors	
BNC Male Connectors	
MHR Compression BNC-Nickel Male, Qty. 50	100-186-01
MHR Compression BNC-Gold Male, Qty. 50	100-186-02
RG59 Compression BNC-Nickel Male, Qty. 50	100-189-01
RG59 Compression BNC-Gold Male, Qty. 50	100-189-02
RCA Male Connectors	
MHR Compression RCA-Nickel Male, Qty. 50	100-302-01
MHR Compression RCA-Gold Male, Qty. 50	100-302-02
RG59 Compression RCA-Nickel Male, Qty. 50	100-304-01
RG59 Compression RCA-Gold Male, Qty. 50	100-304-02
F-type Male Connectors	
RG59 Compression F-type-Nickel Male, Qty. 50	100-208-01
RG59 Compression F-type-Gold Male, Qty. 50	100-208-02
Miscellaneous	
BNC-F-BNC PM/10 — BNC F-BNC F Panel Mount, Qty. 10	100-228-01
BNC-F-SDC PM/50 — BNC F-Solder Cup Panel Mount, Qty. 50	100-076-51

RG59-3MHR-3 Cable (continued)

Extron®

Specifications – RG59-3MHR-3 Cable


Description Part No. (length) Model	UL NEC/ C(UL) CEC UL AWM Temp.	No. of Cond.	Standard Lengths		Shipping Weights		Conductor (stranding) Diameter Nom. DCR	Nominal Core OD		Shielding Materials (% coverage) Nom. DCR	Nominal OD		Nom. Imp. (ohms)	Nom. Vel. of Prop.	Nominal Capacitance		Nominal Attenuation				
			Ft.	m	Lbs.	kg		Inch	mm		Inch	mm			pF/ft	pF/m	MHz	dB/ 100 ft	dB/ 100 m		
(3) 20 AWG Coax + (3) 26 AWG Miniature Coax • Aluminum Foil (100%) + Tinned Copper Braid Shield																					
Nonplenum Cable • Gas-injected Foamed Polyolefin Insulation • PVC Inner Jackets • Gray PVC Outer Jacket																					
22-124-02 (500') RG59-3MHR-3 	NEC CM UL 1581 CSA FT4 75 °C	3 coax	500	152.4	112	50.8	20 AWG (solid) 0.032" 0.81 mm, Solid Cu 10.3 ohms/ 1k ft, 34 ohms 1 km	0.147	3.73	Alum. Foil (100%) Tinned Cu Braid (95%) 3 ohms/ 1k ft, 9.8 ohms/ 1 km	Single: 0.236 5.99 red, green, blue	75	83%	17.3	56.8	1 -0.3 5 -0.6 10 -1.0 20 -1.2 50 -1.3 71 -2.2 100 -2.5 135 -3.2 180 -3.3 200 -3.5 270 -4.5 400 -5.4 750 -7.3 1000 -9.4 3000 -19.4	Sweep tested 5 MHz to 850 MHz. Guaranteed return loss: -20 dB max.				
		3 coax						26 AWG (7/34) 0.019" 0.48 mm, Tinned Cu 41 ohms/ 1k ft, 135 ohms 1 km	0.076	1.93	Alum. Foil (100%) Tinned Cu Braid (95%) 12.2 ohms/ 1k ft, 40.0 ohms/ 1 km	Single: 0.107 2.72 black, yellow, white	75	83%	18	59	1 -0.5 5 -1.2 10 -1.7 20 -2.4 50 -3.8 71 -4.5 100 -5.4 135 -6.3 180 -7.3 200 -7.7 270 -9.1 400 -11.5 750 -16.4 1000 -19.5 3000 -43.6	Sweep tested 5 MHz to 850 MHz. Guaranteed return loss: -20 dB max.			
												Overall: 0.625 15.9 gray									

NOTE: Specifications are subject to change without notice.

BULK CABLES

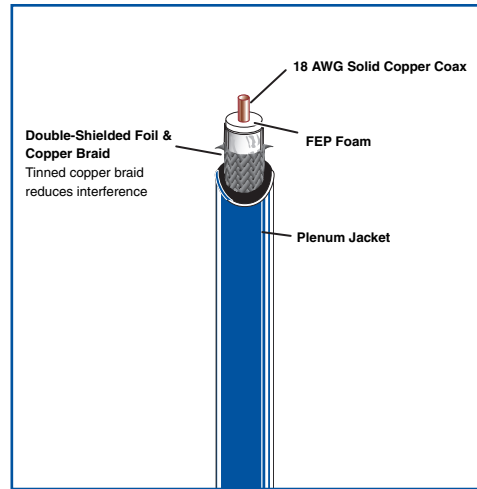
RG6 Single Conductor RG6 Super High Resolution Cable

RG6-5 Five Conductor RG6 Super High Resolution Cable

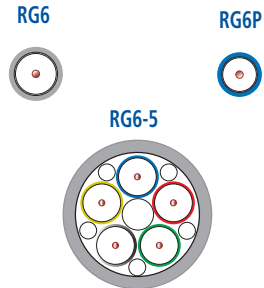


RG6 Cable

RG6P Plenum Cable



Single Conductor RG6 Super High Resolution Cable – Plenum



RG6/SHR Cable Cross Sections

DESCRIPTION

The Extron **RG6** Cable offers the best available video performance. RG6/SHR Series cables are able to handle the highest-resolution signals with the lowest losses and are ideal for the most critical applications and longest cable runs, including high scan rate analog and demanding digital SDI/HDSI applications. Signal loss, seen as an image's loss of brightness and sharpness or data errors in digital systems, can be experienced when cable runs travel over long distances. Signals that run at higher frequencies are especially vulnerable to signal loss over long distance cable runs. The RG6 Cable is perfect for lengthy cable runs because it carries ultra high resolution workstation graphics as well as low resolution video with minimal signal loss ensuring the best transmission of video signals.

RG6 Cable is available in single conductor plenum and non-plenum versions and a five conductor bundled version (non-plenum) for signal distribution of composite video up to RGBHV. Each conductor is an 18 AWG, 75 ohm, color-coded coax conductor.

MODEL	VERSION	PART NUMBER
Non-Plenum		
RG6/500	Single Conductor 500' (150 m) spool.....	22-098-02
RG6/1,000	Single Conductor 1,000' (300 m) spool.....	22-098-03
RG6-5/500	Five Conductor 500' (150 m) spool.....	22-100-02
Plenum		
RG6P/500	Single Conductor 500' (150 m) spool.....	22-164-02
RG6P/1,000	Single Conductor 1,000' (304.8 m) spool.....	22-164-03

Note: For RG6 cable assemblies, see page 59.

RG6/SHR Cable

Extron Model	Belden*	West Penn*
RG6	1694A	6350
RG6P	1695A	256350

*The cross-referenced cable models are substantially similar to the Extron models but are not guaranteed to be identical.

ACCESSORIES

MODEL	PART NUMBER
Crimp Tools	
CTU 200 — Universal BNC Crimp Tool.....	100-241-01
Hand Wire Stripper 100-242-01	
Universal RG6 Crimp Kit 100-267-01	
Crimp Connectors	
RG6 Crimp BNC Male, Qty. 50.....	100-260-01
RG6 Crimp BNC Male, Qty. 500.....	100-260-02
Heat Shrink	
M59/RG59/RG6 Heat Shrink Red 12" (30 cm).....	39-024-03
M59/RG59/RG6 Heat Shrink Green 12" (30 cm).....	39-025-03
M59/RG59/RG6 Heat Shrink Blue 12" (30 cm).....	39-026-03
M59/RG59/RG6 Heat Shrink Yellow 12" (30 cm).....	39-027-03
M59/RG59/RG6 Heat Shrink Black 12" (30 cm).....	39-003-03




For Bulk Pins, Ferrules, Sleeves and Bodies, see page 24.

MODEL	PART NUMBER
Compression Tools	
CTU 100 — Universal Compression Tool.....	100-181-01
Coax Prep Tool (MHR, RG59, RG6).....	100-183-01
Coax Prep Tool Replacement Blades.....	100-184-01
Universal RG6 Compression Kit.....	60-538-02
Compression Connectors	
BNC Male Connectors	
RG6 Compression BNC-Nickel Male, Qty. 50.....	100-188-01
RG6 Compression BNC-Gold Male, Qty. 50.....	100-188-02
RCA Male Connectors	
RG6 Compression RCA-Nickel Male, Qty. 50.....	100-305-01
RG6 Compression RCA-Gold Male, Qty. 50.....	100-305-02
F-type Male Connectors	
RG6 Compression F-type-Nickel Male, Qty. 50.....	100-209-01
RG6 Compression F-type-Gold Male, Qty. 50.....	100-209-02

RG6 RG6-5 (continued)

Extron®

Specifications — RG6 Cable

Description Part No. (length) Model	UL NEC/ C(UL) CEC UL AWM Temp.	No. of Cond.	Standard Lengths		Shipping Weights		Conductor (stranding) Diameter Nom. DCR	Nominal Core OD		Shielding Materials (% coverage) Nom. DCR	Nominal OD		Nom. Imp. (ohms)	Nom. Vel. of Prop.	Nominal Capacitance		Nominal Attenuation		
			Ft.	m	Lbs.	kg		Inch	mm		Inch	mm			pF/ft	pF/m	MHz	dB/ 100 ft	dB/ 100 m
(1 or 5) 18 AWG Coax • Aluminum Foil (100%) + Tinned Copper Braid Shield																			
Nonplenum Cable • Gas-injected Foamed Polyethylene Insulation • Gray PVC Outer Jacket																			
22-098-02 (500') 22-098-03 (1000') RG6 	NEC CM UL 1581 CSA FT-4 75 °C	1 coax	500	152.4	27	12.2	18 AWG (solid) 0.040" 1.02 mm, Solid Cu 6.6 ohms/ 1k ft 22 ohms/ 1 km	0.180	4.57	Bonded Alum. Foil and Tinned Cu Braid (95%) 2.4 ohms/ 1k ft, 7.9 ohms/ 1 km	Overall: 0.279 7.09 gray		75	83%	16.2	53.1	1	-0.3	-1.0
			1000	304.8	58	26.3		5	-0.5		-1.8								
								10	-0.7		-2.3								
								20	-1.0		-3.3								
								50	-1.5		-5.0								
								71	-1.6		-5.2								
								100	-1.9		-6.2								
								135	-2.1		-6.9								
								180	-2.6		-8.5								
								200	-2.8		-9.2								
								270	-3.0		-9.8								
								400	-3.8		-12.5								
								750	-5.0		-16.4								
				1000	-5.9	-19.4													
				3000	-10.7	-35.1													
Plenum Cable • Gas-injected Foamed FEP Insulation • Blue Fire-resistant PVC Outer Jacket																			
22-164-02 (500') 22-164-03 (1000') RG6P 	NEC CMP UL 910 75 °C	1 coax	500	152.4	23	10.4	18 AWG (solid) 0.040" 1.02 mm, Solid Cu 6.4 ohms/ 1k ft 21 ohms/ 1 km	0.170	4.32	Alum. Foil and Tinned Cu Braid (95%) 2.4 ohms/ 1k ft, 7.9 ohms/ 1 km	Overall: 0.234 5.9 reflex blue		75	83%	16.2	53.1	1	-0.2	-0.8
			1000	304.8	46	20.9		5	-0.5		-1.5								
								10	-0.8		-2.5								
								20	-1.2		-2.9								
								50	-1.5		-3.8								
								71	-1.8		-5.8								
								100	-2.1		-6.9								
								135	-2.4		-7.9								
								180	-2.5		-8.2								
								200	-2.7		-8.9								
								270	-3.1		-10.2								
								400	-4.8		-15.7								
								750	-7.3		-23.9								
				1000	-7.8	-25.6													
				3000	-13.7	-44.9													
Nonplenum Cable • Gas-injected Foamed Polyethylene Insulation • PVC Inner Jackets • Gray PVC Outer Jacket																			
22-100-02 (500') RG6-5 	NEC CM UL 1581 CSA FT-4 75 °C	5 coax	500	152.4	175	79.4	Same as above	0.180	4.57	Same as above	Single: 0.253 6.43 red, green, blue, black, yellow		75	83%	16.2	53.1	1	-0.3	-0.8
								5	-0.5		-1.8								
								10	-0.8		-2.5								
								20	-1.0		-3.3								
								50	-1.5		-5.0								
								71	-1.8		-5.8								
								100	-2.1		-6.8								
								135	-2.4		-7.8								
								180	-2.7		-9.0								
								200	-2.9		-9.5								
								270	-3.4		-11.2								
								400	-4.6		-15.0								
								750	-6.5		-21.2								
				1000	-7.5	-24.6													
				3000	-16.9	-55.4													

NOTE: Specifications are subject to change without notice.

BULK CABLES



Plenum Rated
Version Available

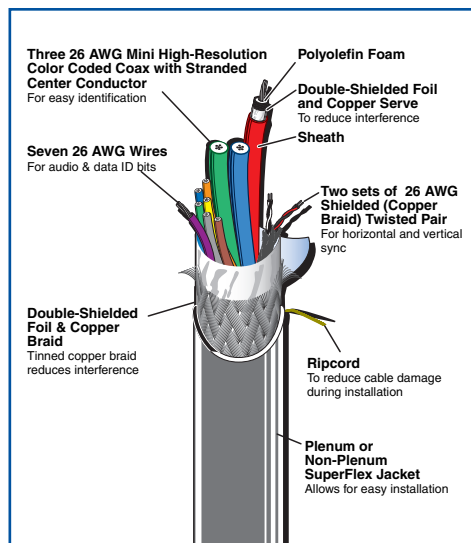
MHRVGA Mini High Resolution Audio, Video, Control Cable



MHRVGA Cable



MHRVGAP Plenum Cable



Mini High Resolution VGA Cable

BULK CABLES

DESCRIPTION

The Extron MHRVGA Cable offers an excellent solution for any AV application requiring computer-video extension cabling that carries both computer-video signals and ID bits. This cable can be used to connect computers directly to displays, switchers, or distribution amplifiers. The MHRVGA Cable is perfect for extending VGA, Mac, or Sun/SGI computer signals. This cable consists of three, 26 AWG, 75 ohm, color-coded coax conductors for RGB signal distribution, two sets of shielded twisted pair wires for video sync, and seven, 26 AWG single strands for ID bits and additional signals.

The plenum-rated jacket for the MHRVGAP Cable is constructed with special fire protectant agents for use in applications where National Electric Code (CL2P) cable must be installed. Plenum cable can be run through open air spaces, eliminating the need for conduit, and reducing installation costs. The MHRVGAP Cable is an ideal cable for applications that require plenum rating, computer-video extension cabling, as well as flexibility and ease of use.

MODEL	VERSION	PART NUMBER
Non-Plenum		
MHRVGA/500	500' (150 m) spool.....	22-024-01
MHRVGA/1000	1,000' (300 m) spool.....	22-024-03
Plenum		
MHRVGAP/500	500' (150 m) spool.....	22-131-02
MHRVGAP/1000	1,000' (300 m) spool.....	22-131-03

Note: For VGA cable assemblies, see page 60.
For MHR crimp and compression accessories, see page 32.

MHRVGA



MHRVGAP



- Three 26 AWG Coax
- Two 26 AWG Shielded Twisted Pairs
- Seven 26 AWG Conductors

MHRVGA Cable Cross Section

ACCESSORIES


MODEL	PART NUMBER
Connectors	
9-pin D Male Solder Connector, Qty. 10	100-066-51
9-pin D Female Solder Connector, Qty. 10	100-067-51
15D (Mac) Male Solder Connector, Qty. 10.....	100-068-51
15D (Mac) Female Solder Connector, Qty. 10.....	100-069-51
15HD (VGA) Male Solder Connector, Qty. 10.....	100-070-51
15HD (VGA) Female Solder Connector, Qty. 10.....	100-071-51
25-pin D Male Solder Connector, Qty. 10	100-072-51
25-pin D Female Solder Connector, Qty. 10.....	100-073-51

MODEL	PART NUMBER
Heat Shrink	
MHR Heat Shrink Red 12" (30 cm)	39-010-03
MHR Heat Shrink Green 12" (30 cm).....	39-011-03
MHR Heat Shrink Blue 12" (30 cm).....	39-012-03
MHR Heat Shrink Yellow 12" (30 cm).....	39-013-03
MHR Heat Shrink Black 12" (30 cm).....	39-018-03
MHR Ferrite Bead Heat Shrink Black 12" (30 cm).....	39-017-03
Miscellaneous	
Ferrite Bead for MHR, Qty. 10.....	100-077-51



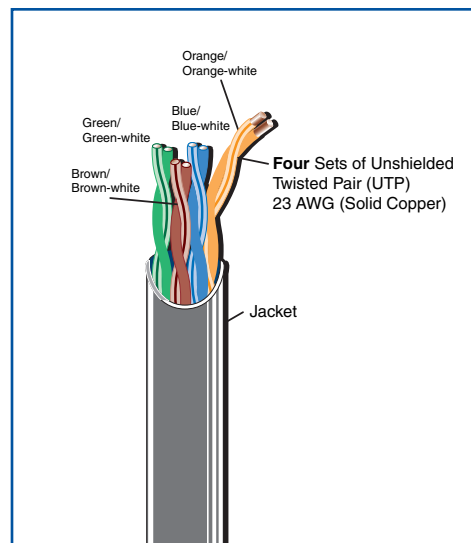
Plenum Rated
Version Available

UTP23SF-4 Enhanced Skew-Free™ A/V UTP Cable



UTP23SF-4 Cable

UTP23SF-4P Plenum Cable



Enhanced Skew-Free A/V UTP Cable

BULK CABLES

DESCRIPTION

Extron's **Enhanced Skew-Free A/V UTP** Cable (patent pending) is designed exclusively for systems utilizing Extron Twisted Pair transmitters, receivers, switchers, and distribution amplifiers.

Enhanced Skew-Free A/V UTP Cable is ideal for the transmission of video, computer signals, and audio, and incorporates a design pioneered by Extron that eliminates the skew or time delay of signals commonly encountered when CAT 5e/6 cable is used. Common CAT 5e/6 cable can have internal twisted pairs that vary greatly in length, causing image distortion. A difference in length in one twisted pair will produce a noticeable misalignment of the primary colors displayed. With Extron Enhanced Skew-Free A/V UTP Cable, the length of each twisted pair is uniform so the signals arrive at the receiver simultaneously.

Utilizing a design exclusive to Extron, Enhanced Skew-Free A/V UTP Cable increases overall isolation performance which reduces crosstalk. This ensures minimal distortion and improved integrity of the signal, resulting in improved picture quality.

This cable eliminates the need to use skew compensation cables or skew equalizers, saving time and lowering installation costs. In addition, Enhanced Skew-Free A/V UTP Cable is a fraction of the size of coaxial cable and less expensive. Due to its small size and flexibility, it is space efficient and easy to pull.

Extron Enhanced Skew-Free A/V UTP Cable is comprised of four, color-coded twisted pairs of 23 AWG wires and can be terminated with RJ-45 connectors. The plenum version of the Extron Enhanced Skew-Free A/V UTP Cable has a plenum-rated jacket constructed with special fire protectant agents for use in applications where National Electric Code (CMP) cable must be installed. Plenum cable can be run through open air spaces, eliminating the need for conduit and reducing installation costs.

Not recommended for Ethernet/LAN applications.
These cables are not recommended for use with other manufacturers' twisted pair products.

Note: For UTP cable assemblies, see page 69.

MODEL	VERSION	PART NUMBER
Non-Plenum		
UTP23SF-4/1000	1,000' (300 m) spool.....	22-141-03
Plenum		
UTP23SF-4P/1000	1,000' (300 m) spool.....	22-142-03

UTP23SF-4



UTP23SF-4P



Enhanced Skew-Free A/V UTP Cable



ACCESSORIES

MODEL	PART NUMBER
Connectors	
Category 6 Jack (Red)	10-463-10
Category 6 Jack (Black)	10-463-11
Category 6 Jack (Blue)	10-463-12
Category 6 Jack (Orange)	10-463-13
Category 6 Jack (Gray)	10-463-14
Category 6 Jack (White)	10-463-15
Category 6 Jack (Ivory)	10-463-16

UTP23SF-4 Cable (continued)



Specifications – UTP23SF Cable

Description Part No. (length) Model	UL NEC/ C(UL) CEC UL AWM Temp.	No. of Cond.	Standard Lengths		Shipping Weights		Conductor (stranding) Diameter Nom. DCR	Nominal Core OD		Nom. Pair-to- Pair Skew Max. Pair-to- Pair Skew	Nominal OD		Nom. Imp. (ohms)	Nom. Vel. of Prop.	Nominal Capacitance		Nominal Attenuation		
			Ft.	m	Lbs.	kg		Inch	mm		Inch	mm			pF/ft	pF/m	MHz	dB/ 100 ft	dB/ 100 m
(8) (4 Twisted Pairs) 23 AWG Insulated Solid Bare Copper Conductors																			
Nonplenum Cable • Polyethylene Insulation • Gray PVC Outer Jacket																			
22-141-03 (1000') UTP23SF-4 	NEC CMR UL 1666 75 °C	8 insulated conduct- ors	1000	304.8	48	21.8	23 AWG 0.023" 0.58 mm, Solid Cu 22.8 ohms/ 1k ft, 75 ohms 1 km	0.041	1.0	Group 1 only: 1.5 ns/ 100 m Group 1 only: <3 ns/ 100 m	Single: Group 1: brown/ brown-white, green/ green-white, blue/ blue-white Group 2: orange/ orange-white Overall: 0.200 5.08 x x 0.280 7.11 gray	100	71%	1	3	100	-5.6	-18.5	
																155	-8.7	-23.7	
200	-11.3	-28.1																	
Plenum Cable • FEP Insulation • Blue Fire-resistant PVC Outer Jacket																			
22-142-03 (1000') UTP23SF-4P 	NEC CMP UL 910 60 °C	8 insulated conduct- ors	1000	304.8	48	21.8	23 AWG 0.023" 0.58 mm, Solid Cu 22.8 ohms/ 1k ft, 75 ohms 1 km	0.038	0.97	Group 1 only: 1.5 ns/ 100 m Group 1 only: <3 ns/ 100 m	Single: Group 1: brown/ brown-white, green/ green-white, blue/ blue-white Group 2: orange/ orange-white Overall: 0.180 4.57 x x 0.240 6.10 blue	100	68%	1	3	100	-5.6	-18.5	
																155	-8.7	-23.7	
200	-11.3	-28.1																	

NOTE: Specifications are subject to change without notice.


NOTE: Enhanced Skew-Free A/V UTP cables are not recommended for Ethernet/LAN applications.

BULK CABLES



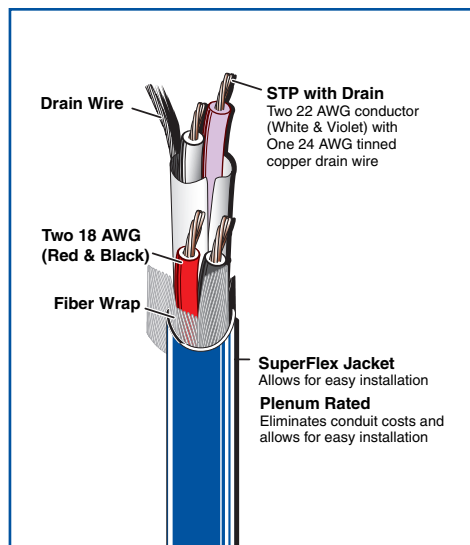
Plenum Rated
Version Available

CTL Comm-Link Control Systems Cable



CTL Cable

CTLP Plenum Cable



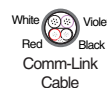
Comm-Link Control Systems Cable – Plenum

BULK CABLES

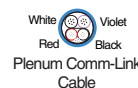
DESCRIPTION

The Extron CTL Comm-Link Control Systems Cable is ideal for connecting control system components due to the low capacitance rating of the 22 AWG shielded twisted pair utilized for critical control communication, and two 18 AWG conductors for sending remote power to control panels. CTL cable is a true universal control systems cable equally suited for interconnecting Extron MediaLink™ Controllers to MLS switchers and SCM control panels, SCP Control Panels to System 51P and System 7SC switchers, as well as linking other control system manufacturer's components to controllers and control panels. Available in both plenum (NEC-CL2, NEC-CM) and non-plenum (NEC-CL2P, NEC-CMP) rated version, the plenum-rated jacket is constructed with special fire protectant agents for use in applications where National Electric Code CL2P or CMP cable must be installed. Plenum cable can be run through open air spaces, eliminating the need for conduit and reducing installation costs.

CTL



CTLP





CTL Cable Cross Sections

MODEL	VERSION	PART NUMBER
Non-Plenum		
CTL/500	500' (150 m) spool.....	22-148-02
CTL/1000	1,000' (300 m) spool.....	22-148-03
Plenum		
CTLP/500	500' (150 m) spool	22-119-02
CTLP/1000	1,000' (300 m) spool	22-119-03
Plenum – Precut		
CTLP/50	50' (15.2 m) precut	26-461-01
CTLP/100	100' (30.4 m) precut	26-461-02
CTLP/200	200' (61.0 m) precut	26-461-03
CTLP/300	300' (91.4 m) precut.....	26-461-05
CTLP/400	400' (122.0 m) precut	26-461-04

ACCESSORIES

MODEL	PART NUMBER
Connectors	
9-pin D Male Solder Connector, Qty. 10	100-066-51
9-pin D Female Solder Connector, Qty. 10	100-067-51
3-pole 3.5 mm Captive Screw.....	10-265-03
3-Pole 3.5 mm Captive Screw Right Angle	10-436-11
5-pole 3.5 mm Captive Screw.....	10-319-10
5-pole 3.5 mm Captive Screw Right Angle	10-436-10
Ten pole 3.5 mm Captive Screw.....	10-319-11

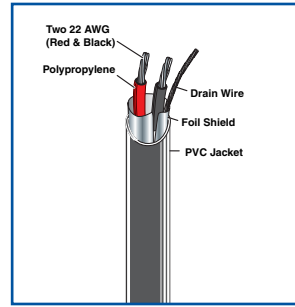

Specifications – CTL Cable

Description Part No. (length) Model	UL NEC/ C(UL) CEC UL AWM Temp.	No. of Cond.	Standard Lengths		Shipping Weights		Conductor (stranding) Diameter Nom. DCR	Nominal Core OD		Shielding Materials (% coverage) Nom. DCR	Nominal OD		Nom. Imp. (ohms)	Nom. Vel. of Prop.	Nominal Capacitance		Nominal Attenuation			
			Ft.	m	Lbs.	kg		Inch	mm		Inch	mm			pF/ft	pF/m	MHz	dB/ 100 ft	dB/ 100 m	
Composite Cable: (2) 18 AWG Insulated Conductors • (2) 22 AWG Insulated Conductors with Shield																				
Nonplenum Cable • Gas Injected Foamed Polyolefin Insulation • PVC Inner Jackets • Gray PVC Outer Jacket																				
22-148-02 (500') 22-148-03 (1000') CTL 	NEC CL2 CM UL 1581 CSA FT-4 75 °C	2 insulated conduct- ors	500	152.4	21	9.5	18 AWG (19/30) 0.048" 1.22 mm, Bare Cu 6.2 ohms/ 1k ft 20.3 ohms/ 1 km	0.065	1.65	Alum. Foil (100%) Tinned Cu Serve (95%) 12.2 ohms/ 1k ft, 40.0 ohms/ 1 km	Single: red, black									
		2 insulated conduct- ors						22 AWG (7/30) 0.030" 0.76 mm, Bare Cu 14.7 ohms/ 1k ft 48.2 ohms/ 1 km	0.068	1.73	Alum./ Polyester Tape with 24 AWG Tinned Cu Drain Wire Under Tape (100%) 26 ohms/ 1k ft 85.3 ohms/ 1 km	Single: white, violet Shielded Pair: 0.140 3.56	90	78	17.3	56.8				
		Overall cable										Overall: 0.230 5.84 gray								
Plenum Cable • Gas-injected Foamed FEP Insulation • PVC and FEP Inner Jackets • Blue Flame-retardant PVC Outer Jacket																				
22-119-02 (500') 22-119-03 (1000') CTLP 	NEC CL2P CMP UL 910 CSA FT-6 60 °C	2 insulated conduct- ors	500	152.4	22	9.9	18 AWG (19/30) 0.048" 1.22 mm, Bare Cu 6.2 ohms/ 1k ft 20.3 ohms/ 1 km	0.065	1.65	Alum. Foil (100%) Tinned Cu Serve (95%) 12.2 ohms/ 1k ft, 40.0 ohms/ 1 km	Single: red, black									
		2 insulated conduct- ors						22 AWG (7/30) 0.030" 0.76 mm, Bare Cu 14.7 ohms/ 1k ft 48.2 ohms/ 1 km	0.068	1.73	Alum./ Polyester Tape with 24 AWG Tinned Cu Drain Wire Under Tape (100%) 26 ohms/ 1k ft 85.3 ohms/ 1 km	Single: white, violet Shielded Pair: 0.140 3.56	90	78	17.3	56.8				
		Overall cable									Alum. Foil and Tinned Cu Braid (85%)	Overall: 0.207 5.26 blue								

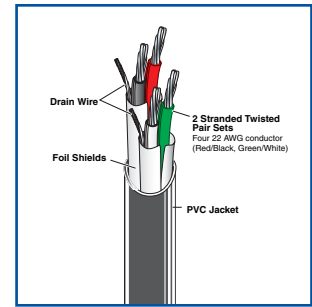
NOTE: Specifications are subject to change without notice.

BULK CABLES

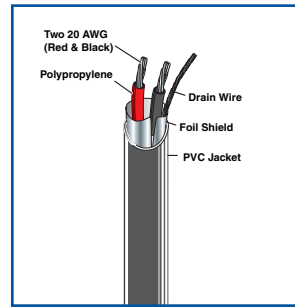
STP Series Serial Control/Audio Cable



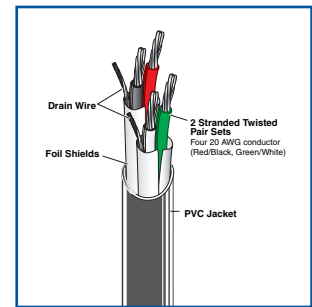
STP22



STP22-2



STP20



STP20-2

DESCRIPTION

Extron **STP Series** Cables are high performance solutions for transmission and distribution of audio and control signals in a variety of A/V applications. These cables are available in plenum and non-plenum jackets. Each cable includes a tinned copper drain wire on the inside of the foil shield, which is bonded to the jacket for ease of stripping (single twisted pair models only). Plenum-rated jackets are constructed with special fire protectant agents for use in applications where National Electric Code (CMP) cable must be installed. Plenum cable can be run through open air spaces, eliminating the need for conduit, and reducing installation costs.

Non-Plenum

- **STP22** – Non-plenum cable comprises one twisted pair, 22 AWG, color-coded, tinned copper conductors wrapped in a foil shield.
- **STP20** – Non-plenum cable comprises one twisted pair, 20 AWG, color-coded, tinned copper conductors wrapped in a foil shield.
- **STP22-2** – Non-plenum cable comprises two twisted pairs, 22 AWG, color-coded, tinned copper conductors wrapped in a foil shield.
- **STP20-2** – Non-plenum cable comprises two twisted pairs, 20 AWG, color-coded, tinned copper conductors wrapped in a foil shield.

Plenum

- **STP22P** – Plenum cable comprises one twisted pair, 22 AWG, color-coded, tinned copper conductors wrapped in a foil shield.
- **STP20P** – Plenum cable comprises one twisted pair, 20 AWG, color-coded, tinned copper conductors wrapped in a foil shield.
- **STP22-2P** – Plenum cable comprises two twisted pairs, 22 AWG, color-coded, tinned copper conductors wrapped in a foil shield.
- **STP20-2P** – Plenum cable comprises two twisted pairs, 20 AWG, color-coded, tinned copper conductors wrapped in a foil shield.

MODEL	VERSION	PART NUMBER
-------	---------	-------------

Non-Plenum

STP22/1000	One 22 AWG pair 1,000' (300 m) in self-dispensing box...	22-156-03
STP20/1000	One 20 AWG pair 1,000' (300 m) in self-dispensing box...	22-157-03
STP22-2/1000	Two 22 AWG pairs 1,000' (300 m) in self-dispensing box...	22-160-03
STP20-2/1000	Two 20 AWG pairs 1,000' (300 m) in self-dispensing box...	22-161-03

Plenum

STP22P/1000	One 22 AWG pair 1,000' (300 m) in self-dispensing box...	22-158-03
STP20P/1000	One 20 AWG pair 1,000' (300 m) in self-dispensing box...	22-159-03
STP22-2P/1000	Two 22 AWG pairs 1,000' (300 m) in self-dispensing box...	22-162-03
STP20-2P/1000	Two 20 AWG pairs 1,000' (300 m) in self-dispensing box...	22-163-03

STP22



STP22-2



STP20



STP20-2



STP Series Cable Cross Sections

Serial Control/Audio Cable









Extron Model	Belden*	West Penn*
STP22	9451	(X)454
STP20	9464	N/A
STP22-2	8723	77510/D510
STP20-2	N/A	N/A
STP22P	82761	25291
STP20P	N/A	25292
STP22-2P	88723	N/A
STP20-2P	N/A	N/A

*The cross-referenced cable models are substantially similar to the Extron models but are not guaranteed to be identical.

STP Series Cable (continued)



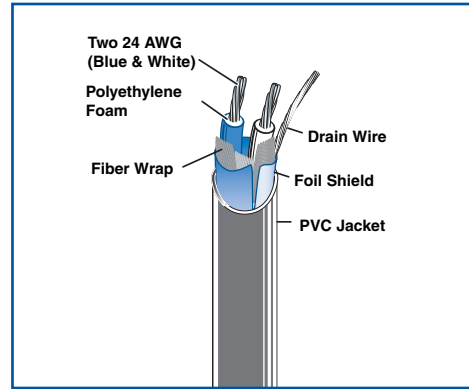

Specifications – STP20 and STP22 Series Cable

Description Part No. (length) Model	UL NEC/ C(UL) CEC UL AWM	No. of Cond.	Standard Lengths		Shipping Weights		Conductor (stranding) Diameter Nom. DCR	Nominal Core OD		Shielding Materials (% coverage) Nom. DCR	Nominal OD		Nom. Imp. of Prop. (ohms)	Nom. Vel. of Prop.	Nominal Capacitance		Nominal Attenuation		
			Ft.	m	Lbs.	kg		Inch	mm		Inch	mm			pF/ft	pF/m	MHz	dB/ 100 ft	dB/ 100 m
(1 or 2 pairs) 22 or 20 AWG Shielded Twisted Pairs • Aluminum Foil (100%) Shield																			
Nonplenum Cable • Polypropylene Insulation • PVC Inner Jackets • Gray PVC Outer Jacket																			
 22-156-03 (1000') STP22	NEC CM C(UL) 60 °C	1 shielded twisted pair	1000	304.8	17	7.7	22 AWG (7/30) 0.030" 0.76 mm, Tinned Cu 17 ohms/ 1k ft, 56 ohms/ 1 km	0.046	1.17	Alum. Foil (100%) 17 ohms/ 1k ft, 55.8 ohms/ 1 km	Single: red, black Overall: 0.135 3.43 gray	45				35 115 conductor- conductor 67 220 conductor- conductor, connected to shield			
 22-160-03 (1000') STP22-2	NEC CM C(UL) 60 °C	2 shielded twisted pairs	1000	304.8	34	15.4	Same as above	0.046	1.17	Same as above	Single: red, black; green, white Overall: 0.168 4.27 gray	45				Same as above			
 22-157-03 (1000') STP20	NEC CM C(UL) 60 °C	1 shielded twisted pair	1000	304.8	19	8.6	20 AWG (10/30) 0.038" 0.97 mm, Tinned Cu 17 ohms/ 1k ft, 56 ohms/ 1 km	0.070	1.78	Alum. Foil (100%) 10.5 ohms/ 1k ft, 34 ohms/ 1 km	Single: red, black Overall: 0.214 5.44 gray	45				27 89 conductor- conductor 49 161 conductor- conductor, connected to shield			
 22-161-03 (1000') STP20-2	NEC CM C(UL) 60 °C	2 shielded twisted pairs	1000	304.8	40	18.1	Same as above	0.070	1.78	Same as above	Single: red, black; green, white Overall: 0.230 5.84 gray	45				Same as above			
Plenum Cable • Foamed FEP Insulation • PVC Inner Jackets • Blue Fire-resistant PVC Outer Jacket																			
 22-158-03 (1000') STP22P	NEC CMP C(UL) 60 °C	1 shielded twisted pair	1000	304.8	14	6.4	22 AWG (7/30) 0.030" 0.76 mm, Tinned Cu 17 ohms/ 1k ft, 56 ohms/ 1 km	0.042	1.07	Alum. Foil (100%) 17 ohms/ 1k ft, 55.8 ohms/ 1 km	Single: red, black Overall: 0.118 3.00 blue	45				35 115 conductor- conductor 67 220 conductor- conductor, connected to shield			
 22-162-03 (1000') STP22-2P	NEC CMP C(UL) 60 °C	2 shielded twisted pairs	1000	304.8	28	12.7	Same as above	0.042	1.07	Same as above	Single: red, black; green, white Overall: 0.150 3.81 blue	45				Same as above			
 22-159-03 (1000') STP20P	NEC CMP C(UL) 60 °C	1 shielded twisted pair	1000	304.8	15	6.8	20 AWG (10/30) 0.038" 0.97 mm, Tinned Cu 17 ohms/ 1k ft, 56 ohms/ 1 km	0.050	1.27	Alum. Foil (100%) 10.5 ohms/ 1k ft, 34 ohms/ 1 km	Single: red, black Overall: 0.135 3.43 blue	45				27 89 conductor- conductor 49 161 conductor- conductor, connected to shield			
 22-163-03 (1000') STP20-2P	NEC CMP C(UL) 60 °C	2 shielded twisted pairs	1000	304.8	30	13.6	Same as above	0.050	1.27	Same as above	Single: red, black; green, white Overall: 0.150 3.81 blue	45				Same as above			

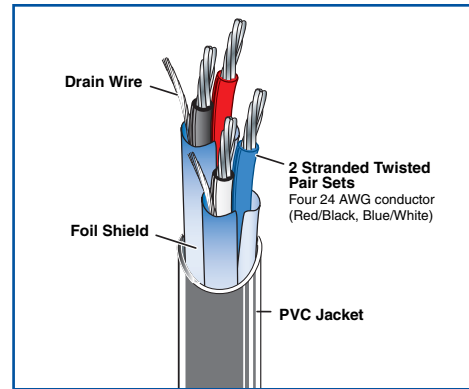
NOTE: Specifications are subject to change without notice.

BULK CABLES

STP24LC Low Capacitance Serial Control/Digital Audio Cable



STP24LC



STP24LC-2

STP24LC



STP24LC-2



STP24LC Cable Cross Sections

DESCRIPTION

The Extron **STP24LC** Cable is ideal for serial control and AES/EBU commercial digital applications. This shielded twisted pair cable provides controlled impedances that exceed AES/EBU standards maintaining the integrity of the signal over long distances. This cable offers twice the performance of the Extron Serial Control/Audio cable, and is a high performance solution for transmission and distribution of serial digital audio and serial control signals, such as RS-232, in a variety of A/V applications.

The STP24LC features two color-coded (one twisted pair) 24 AWG tinned copper conductors, and a tinned copper drain wire on the inside of the foil shield that is bonded to the jacket for ease of stripping when used with automatic stripping equipment. The cable is available in 1,000' lengths.

The STP24LC-2 features four color-coded (two twisted pair) 24 AWG tinned copper conductors, and a tinned copper drain wire on the inside of the foil shield of each twisted pair wrapped in a single jacket. The cable is available in 1,000' lengths.

MODEL	VERSION	PART NUMBER
Non-Plenum		
STP24LC/1000	1,000' (300 m).....	22-173-03
STP24LC-2/1000	1,000' (300 m).....	22-174-03
Plenum		
STP24LCP/1000	1,000' (300 m).....	22-179-03
STP24LC-2P/1000	1,000' (300 m).....	22-180-03

Low Capacitance Digital Audio Cable

Extron Model	Belden*	West Penn*
STP24LC	1800B	DA2401
STP24LC-2	1802B	DA2402

Low Capacitance Serial Control Cable

Extron Model	Belden*	West Penn*
STP24LC	—	D4851
STP24LC-2	1419A 8162	D4852





*The cross-referenced cable models are substantially similar to the Extron models but are not guaranteed to be identical.

BULK CABLES

STP24LC Cable (continued)



Specifications – STP24LC Cable

Description Part No. (length) Model	UL NEC/ C(UL) CEC UL AWM Temp.	No. of Cond.	Standard Lengths		Shipping Weights		Conductor (stranding) Diameter Nom. DCR	Nominal Core OD		Shielding Materials (% coverage) Nom. DCR	Nominal OD		Nom. Imp. (ohms)	Nom. Vel. of Prop.	Nominal Capacitance		Nominal Attenuation		
			Ft.	m	Lbs.	kg		Inch	mm		Inch	mm			pF/ft	pF/m	MHz	dB/ 100 ft	dB/ 100 m
(1 or 2 pairs) 24 AWG Shielded Twisted Pairs • Aluminum Foil (100%) Shield																			
Nonplenum Cable • Gas Injected Foamed HDPE Insulation • Gray PVC Outer Jacket																			
22-173-03 (1000') STP24LC 	NEC CM UL 1581 AWM 2919 75 °C	1 shielded twisted pair	1000	304.8	17	7.7	24 AWG (7/32) 0.024" 0.61 mm, Tinned Cu 24 ohms/ 1k ft, 79 ohms 1 km	0.061	1.5	Alum. in Polyester Foil with 24 AWG Tinned Cu Drain Wire (100%) 15 ohms/ 1k ft, 49 ohms/ 1 km	Single: blue, white	110	78%	13	43 conductor- conductor				
											Overall: 0.190 4.83 gray								25
22-174-03 (1000') STP24LC-2 	NEC CM UL 1581 AWM 2919 75 °C	2 shielded twisted pairs	1000	304.8	27	12.2	Same as above	0.070	1.8	Same as above	Single: red, black; blue, white	110	78%	Same as above					
											Overall: 0.240 6.10 gray								
Plenum Cable • Gas Injected Foamed FEP Insulation • Blue Flame Retardant PVC Outer Jacket																			
22-179-03 (1000') STP24LCP 	NEC CMP UL 910 75 °C	1 shielded twisted pair	1000	304.8	14	6.4	24 AWG (7/32) 0.024" 0.61 mm, Tinned Cu 24 ohms/ 1k ft, 79 ohms 1 km	0.057	1.4	Alum. in Polyester Foil with 24 AWG Tinned Cu Drain Wire (100%) 15 ohms/ 1k ft, 49 ohms/ 1 km	Single: blue, white	110	78%	13	43 conductor- conductor				
											Overall: 0.145 3.68 blue								25
22-180-03 (1000') STP24LC-2P 	NEC CMP UL 910 75 °C	2 shielded twisted pairs	1000	304.8	23	10.4	Same as above	0.066	1.7	Same as above	Single: red, black; blue, white	110	78%	Same as above					
											Overall: 0.205 5.21 blue								

NOTE: Specifications are subject to change without notice.

BULK CABLES

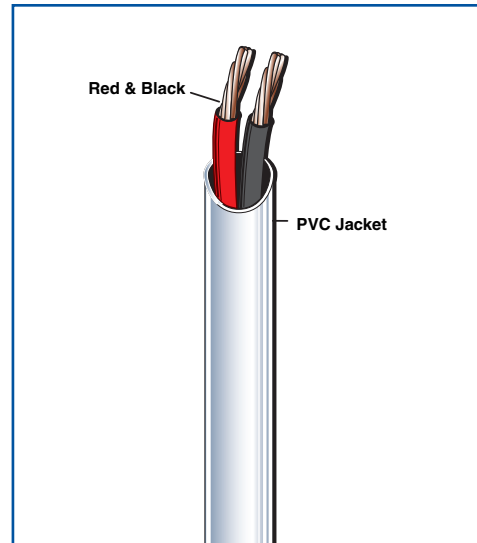
SPK Series Speaker Cable



SPK18 Cable



SPK18P Plenum Cable



SPK18 Cable

DESCRIPTION

The Extron **SPK Series** Cable is high performance, twisted pair cable designed for connecting speakers to amplifiers in a wide variety of applications. Extron SPK Series Cable is available in three different gauges to meet attenuation and power requirements. The 14 and 16 gauge cables offer a higher conductor strand count than comparable cables in their class, providing more flexibility and ease of installation.

- **SPK18 & SPK18P** – Non-plenum and plenum cable comprises one twisted pair, 18 AWG bare copper conductors.
- **SPK16 & SPK16P** – Non-plenum and plenum cable comprises one twisted pair, 16 AWG bare copper conductors.
- **SPK14 & SPK14P** – Non-plenum and plenum cable comprises one twisted pair, 14 AWG bare copper conductors.

MODEL	VERSION	PART NUMBER
Non-Plenum		
SPK18/1000	18 AWG 1,000' (300 m)	22-150-03
SPK16/1000	16 AWG 1,000' (300 m)	22-151-03
SPK14/1000	14 AWG 1,000' (300 m)	22-152-03
Plenum		
SPK18P/1000	18 AWG 1,000' (300 m)	22-153-03
SPK16P/1000	16 AWG 1,000' (300 m)	22-154-03
SPK14P/1000	14 AWG 1,000' (300 m)	22-155-03

SPK18



SPK16



SPK14



SPK18P



SPK16P



SPK14P



SPK Series Cable Cross Sections

Speaker Cable







Extron Model	Belden*	West Penn*
SPK18	8461	224
SPK16	8471	225
SPK14	8473	226
SPK18P	82740	25224
SPK16P	N/A	25225
SPK14P	N/A	25226

*The cross-referenced cable models are substantially similar to the Extron models but are not guaranteed to be identical.

SPK Series Cable (continued)



Specifications — SPK Series Cable

Description Part No. (length) Model	UL NEC/ C(UL) CEC UL AWM Temp.	No. of Cond.	Standard Lengths		Shipping Weights		Conductor (stranding) Diameter Nom. DCR	Nominal Core OD		Nominal OD	
			Ft.	m	Lbs.	kg		Inch	mm	Inch	mm
(1 pair) 18, 16, or 14 AWG Twisted Pairs											
Nonplenum Cable • PVC Inner Jackets • PVC Outer Jacket											
22-150-03 (1000') SPK18 	NEC CMR C(UL) UL 1666 60 °C	1 twisted pair	1000	304.8	30	13.6	18 AWG (16/30) 0.048", 1.21 mm, Cu 6.2 ohms/1k ft, 20 ohms/1 km	0.068	1.73	Single: red, black Overall: 0.165 4.19 white	
22-151-03 (1000') SPK16 	NEC CMR C(UL) UL 1666 60 °C	1 twisted pair	1000	304.8	38	17.2	16 AWG (26/30) 0.053", 1.35 mm, Cu 4.2 ohms/1k ft, 13.8 ohms/1 km	0.073	1.86	Single: red, black Overall: 0.199 5.05 white	
22-152-03 (1000') SPK14 	NEC CMR C(UL) UL 1666 60 °C	1 twisted pair	1000	304.8	51	23.1	14 AWG (41/30) 0.067", 1.70 mm, Cu 2.7 ohms/1k ft, 8.9 ohms/1 km	0.080	2.04	Single: red, black Overall: 0.244 6.20 white	
Plenum Cable • FEP Insulation • Blue Fire-resistant PVC Outer Jacket											
22-153-03 (1000') SPK18P 	NEC CMP C(UL) UL 910 60 °C	1 twisted pair	1000	304.8	18	8.2	18 AWG (16/30) 0.048", 1.21 mm, Cu 6.2 ohms/1k ft, 20 ohms/1 km	0.062	1.58	Single: red, black Overall: 0.141 3.58 blue	
22-154-03 (1000') SPK16P 	NEC CMP C(UL) UL 910 60 °C	1 twisted pair	1000	304.8	29	13.2	16 AWG (26/30) 0.053", 1.35 mm, Cu 4.2 ohms/1k ft, 13.8 ohms/1 km	0.067	1.71	Single: red, black Overall: 0.159 4.04 blue	
22-155-03 (1000') SPK14P 	NEC CMP C(UL) UL 910 60 °C	1 twisted pair	1000	304.8	41	18.6	14 AWG (41/30) 0.067", 1.70 mm, Cu 2.7 ohms/1k ft, 8.9 ohms/1 km	0.087	2.22	Single: red, black Overall: 0.196 4.98 blue	

NOTE: Specifications are subject to change without notice.

BULK CABLES