

# ConferenceShare

WIRELESS CONFERENCING FOR SHARELINK PRO



## Use Room Camera Wirelessly in your UC Meetings

- ▶ Enables UC meetings to wirelessly use room cameras for remote participants
- ▶ Supports USB cameras and microphones using generic USB drivers
- ▶ Integrates with user calendars such as MS Exchange, Office 365 and more
- ▶ Integrates with Microsoft 365 Calendar
- ▶ Available for Windows and macOS computers
- ▶ Supports popular UC platforms including Microsoft Teams®, Zoom™, and more
- ▶ Supports sharing content via ShareLink Pro App, AirPlay®, or Miracast®

**Extron**

# ConferenceShare

ConferenceShare™ software enables wireless sharing of content from USB meeting room devices, such as cameras or microphones, for use in Microsoft Teams, Zoom, or other meetings. It connects Windows and macOS laptops or computers to ShareLink Pro Wireless Presentation Systems via an existing Wi-Fi network. With ConferenceShare, laptops running UC software can share content from USB room devices connected to a ShareLink Pro Presentation System. Whether presenting content in a local room, sharing content with remote participants, or both, ConferenceShare ensures easy integration of USB room devices with ShareLink Pro professional AV presentation systems.



**ConferenceShare Software** connects users to the ShareLink Pro 2500 or ShareLink Pro 2000 connected to in-room USB devices. Users can then run their preferred UC or cloud-based service, such as Microsoft Teams or Zoom to share room video and audio with remote users.



**ShareLink Pro Software** lets users share screen content from macOS, Windows, Android, and iOS devices via local Wi-Fi access points and empowers content managers to control content shown on the display or to the remote users via moderator mode.

Compatible with these and other meeting room solutions:



zoom



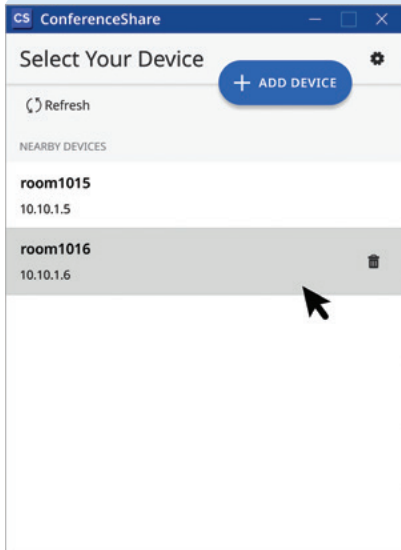
## Share content locally or to remote participants

ConferenceShare enables wireless connection to in-room USB cameras, microphones, and speakers connected to a ShareLink Pro unit. In addition to sharing your content with local participants using the room display and remote participants via the UC service, ConferenceShare can share that content with remote participants using the in-room camera, creating a truly dynamic and interactive meeting experience. All of this without the need for video or USB connections to your laptop; all you need is the Wi-Fi network.

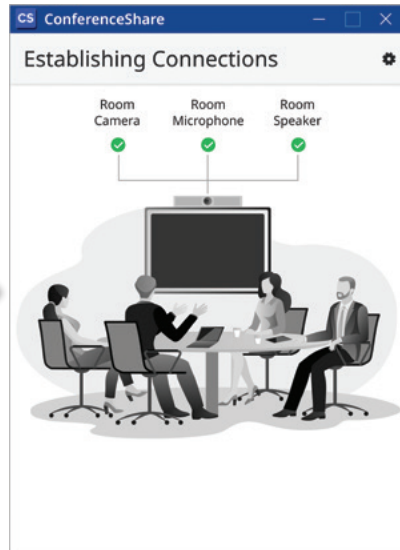
# CONNECT TO ROOM DEVICES WITH CONFERENCE SHARE



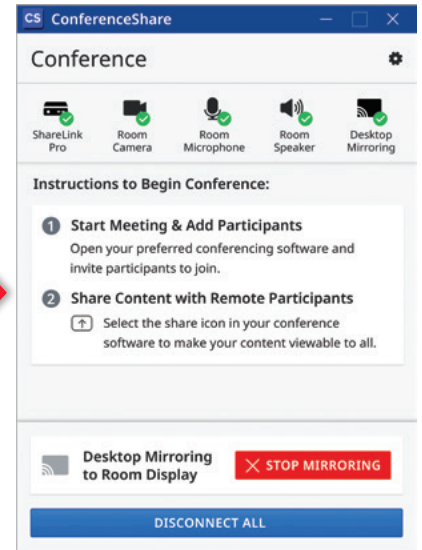
Starting ConferenceShare



Select the Room with the ShareLink Pro unit



ConferenceShare connects your laptop to in-room devices and shares content from your laptop to the room display



Start your Teams, Zoom, or other UC meeting and minimize ConferenceShare



Using ConferenceShare with Teams



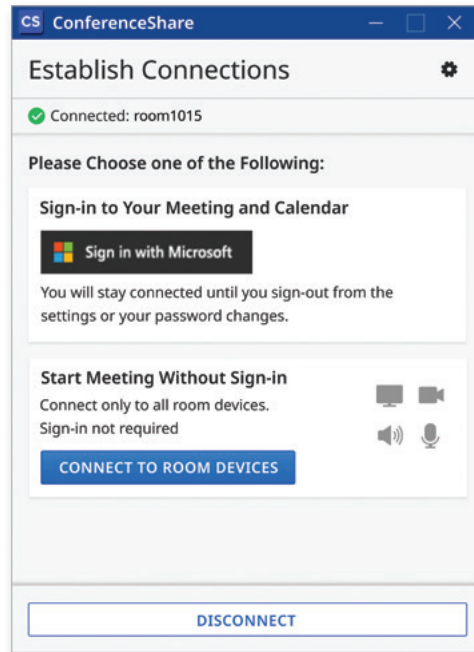
# CALENDAR INTEGRATION

## Select your meeting from your calendar system

ConferenceShare can connect to your UC meeting via your calendar. Once you sign in to your calendaring system, ConferenceShare will remain connected and any meetings started from your calendar will automatically use the USB devices available to the ShareLink Pro in that room.

With today's busy work schedules, it is useful to connect your UC meetings to your calendar to enable quick and easy startup of meetings so you can spend more time interacting with meeting participants, whether they are local or remote, and less time interacting with the communications technology.

ConferenceShare supports Microsoft 365 Calendar. Users can select meetings from their calendar, and when they are ready to begin, the room camera, microphone, or speakers will be available and ready to go using ConferenceShare.



## System Compatibility

ConferenceShare is fully compatible with macOS and Windows operating systems, allowing BYOM users with a wide range of laptops to use the USB room devices.

The software works with the following operating systems:

- Windows 10 or above
- macOS 12 or above



# Extron

www.extron.com | Follow us on:  