

Specifications

Video Input

- Connectors .. RCA/HD 15 pin D-Sub, Male
- Nominal video level .. 0.5 - 1.2 V p-p
- Input impedance .. 75 ohms
- Return loss .. -30dB at 5 MHz
- Superimposed DC .. 1.5 V

VGA Pass-Through

- Gain .. Unity, Active
- Bandwidth .. 60 MHz, -3dB
- Frequency response .. less than ± 0.1 dB to 30 MHz

Video Output

- Connector .. HD 15 pin D-Sub, female
- Nominal video level .. 1 V p-p fixed ± 0.2 volts
- Impedance .. 75 ohms
- Return loss .. -30 dB at 5 MHz
- DC offset .. ± 5 mV input to output
- Sync (5V TTL) .. Horizontal, Negative, Fixed 31.5kHz
- .. Vertical, Negative, Fixed 60Hz

Remote Control System

- Connector .. 3.5mm mono jack
- Contact type .. non-latching:
 - .. Open = Video input
 - .. Closed = VGA input

General

Operating temperature range .. 0 - 40° C

- Input voltage .. 9V, 500mA (Wall mount)
- Power requirement .. 10 Watts

- Safety regulation .. CE Safety / ETL 1950
- EMI regulation .. CE / FCC class A

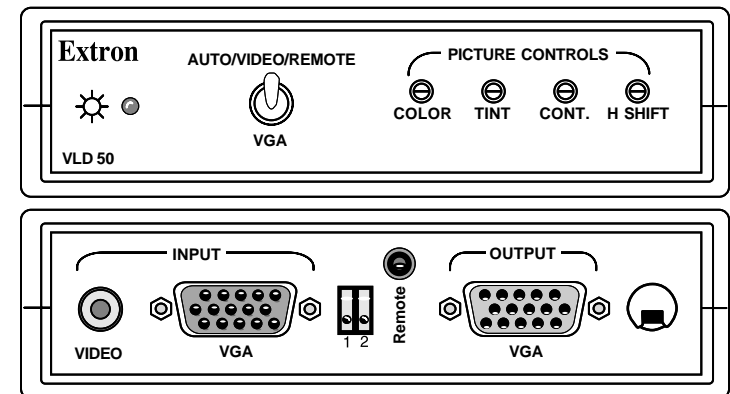
Dimensions .. 1.5" H x 5.0" W x 2.5" D
.. 3.8 cm H x 12.7 cm W x 6.4 cm D

- Shipping Weight .. 3.0 lbs. (1.4 kg)
- Warranty .. Two years, parts & labor

VLD 50 Part Numbers

- USA & Canada .. 60-228-01
- World .. 60-228-02

User's Guide



VLD 50

Video to VGA Converter



VLD 50 Video to VGA Converter

The VLD 50 is a portable, high resolution, video to VGA converter that will convert NTSC or PAL interlaced video to 480 lines of noninterlaced VGA output. The VLD 50 senses the video type (NTSC or PAL) and switches to that mode automatically. It also functions as a two input switcher, manual or autoswitch, with one composite and one VGA input. If the VGA input is selected the VLD 50 operates in pass through mode.

With Autoswitch mode active, the input with video present is automatically selected. If video is present on both inputs, the VGA input is selected.

A female jack labeled REMOTE (see panel drawings below) is located on the rear panel which enables remote contact closure input selection. A remote control is useful in configurations where the projector and VLD 50 are mounted on the ceiling or some other location that makes it inconvenient to change the input selection when required.

Operation



Rear Panel DIP Switches

DIP switch #1 up = Autoswitch enabled
 DIP switch #2 up = Split screen "Demo" mode with standard video on left side and line-doubled video on right side.

AUTO/VIDEO/REMOTE



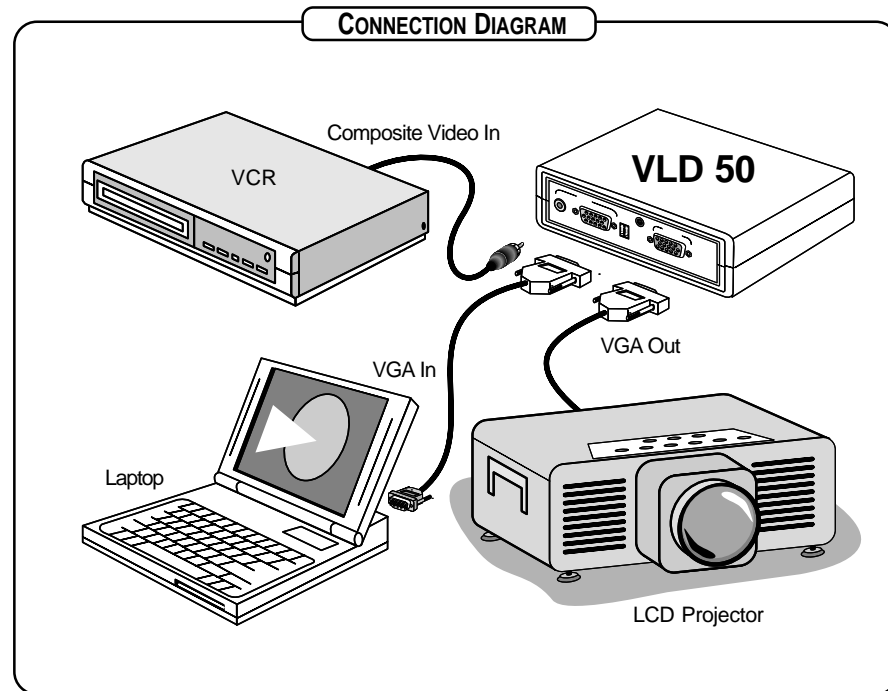
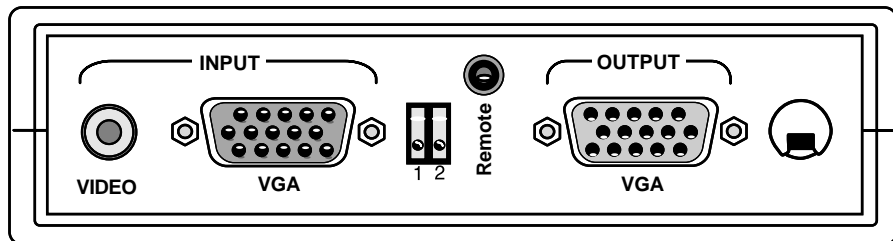
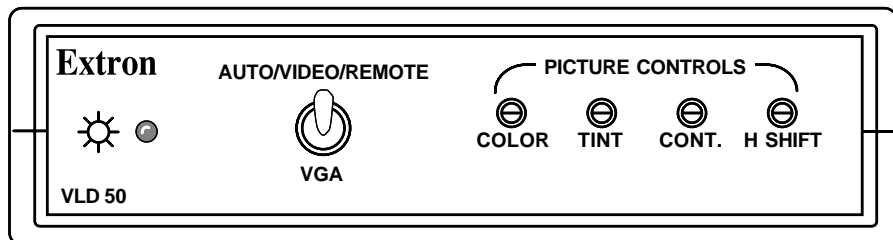
VGA

The front panel toggle switch in the down position selects the VGA input. In the up position it selects composite video and enables Autoswitch mode and Remote contact closure input selection.



TINT

In PAL mode, the front panel Tint control becomes a Vertical Pan control which allows the user to position the image vertically for best view.



Accessories

VGA extension cables*

VGA 3' HR (3 feet/0.9 meters)	26-112-17
VGA 6' HR (6 feet/1.8 meters)	26-112-15
VGA 15' HR (15 feet/4.5 meters)	26-112-01
VGA 25' HR (25 feet/7.5 meters)	26-112-05
VGA 50' HR (50 feet/15.0 meters)	26-112-02
VGA 75' HR (75 feet/23.0 meters)	26-112-03
VGA 100' HR (100 feet/30.0 meters)	26-112-04
VGA 150' HR (150 feet/45.7 meters)	26-112-09
VGA 200' HR (200 feet/60.0 meters)	26-112-08
VGA 250' HR (250 feet/76.2 meters)	26-112-16
SY VGA/XGA - VGA Male to 5 BNCs 6' (1.8 m)	26-173-01
SY VGA/XGA - VGA Male to 5 BNCs 12' (3.7 m)	26-173-03
RCA-6' - RCA Male to Male, 6 feet/1.8 meters	26-345-01
Contact closure Remote Control for VLD 50	26-214-01

* Plenum rated VGA cables are also available. Call Extron for details.